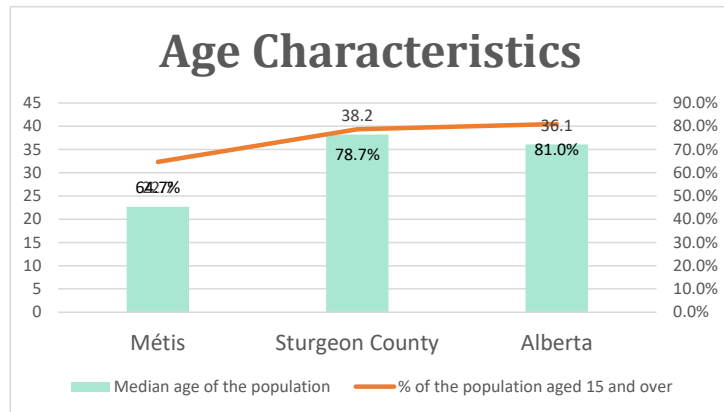


# Sturgeon County, AB

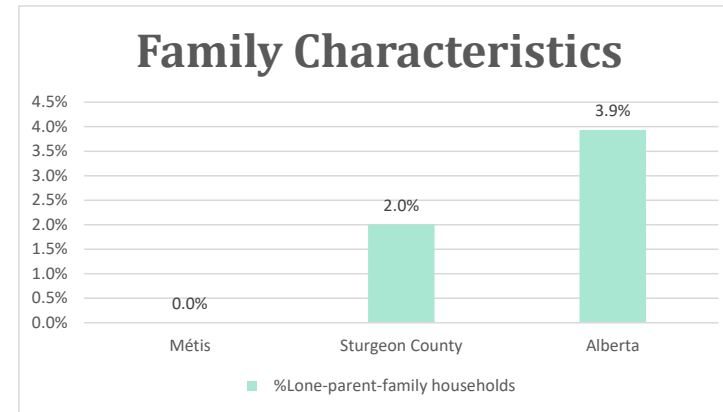
Geo\_Code: 4811059

(Source: National Household survey 2011)

The total population reported with Métis single identity is 665 (Total Métis household is 325), representing 61% of Aboriginal people, accounting for 3.5% of the total population in Sturgeon County.

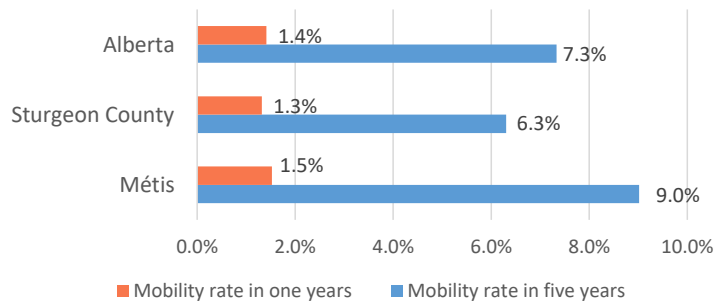


For Métis single identity population, the median age is 22.7 years old, with 64.7% of the population aged 15 and over. As for the total population, the median age is 38.2 in Sturgeon County and 36.1 years old in Alberta, with 78.7% and 81.0% population aged 15 and over respectively.



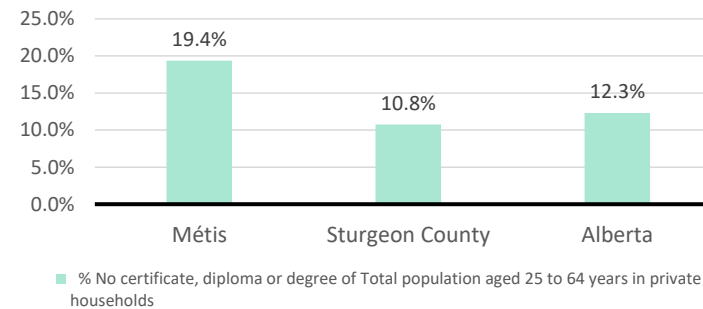
No Métis single lone parents household reported to the survey.

## Mobility



10 Métis households moved in last year (1.5%), 55 Métis households moved in the past 5 years (9.0%).

## Education



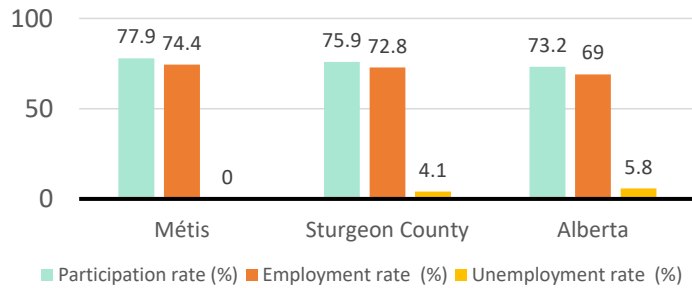
For population aged from 25 to 64 years, 19.4% Métis compared to 10.8% in Sturgeon County and 12.3% in Alberta have no certificate, diploma or degree.

For Métis aged from 25 to 34, no Métis reported have no certificate, diploma or degree.

# Sturgeon County, AB

## Labor Force & Housing Statistics

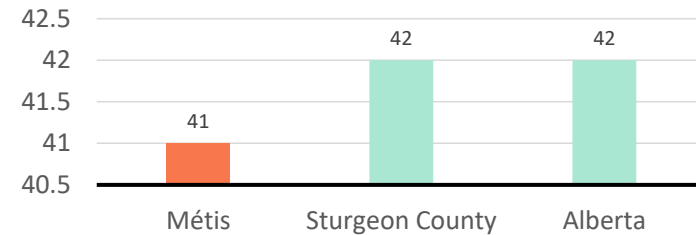
### Labour Force Status



Métis participation rate is 77.9%, employment rate is 74.4%, and unemployment rate is 0.0%.

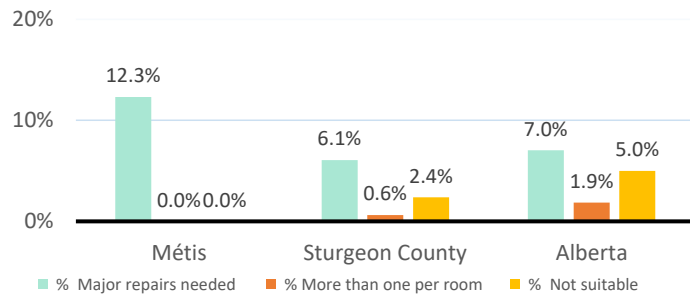
While the participation rate is higher compared with total population in Sturgeon County and Alberta (75.9% and 73.2%), no Métis reported unemployment.

### Average Weeks Worked in 2010



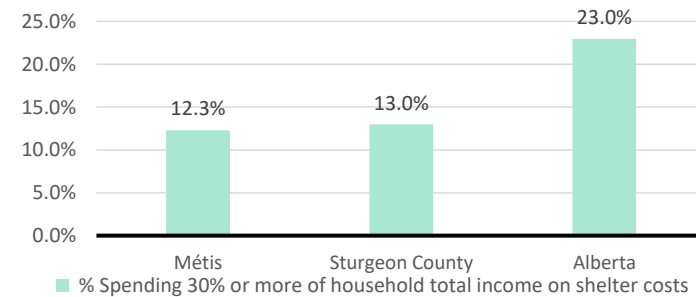
The average weeks worked in 2010 is 41.0 weeks.

### Household Characteristics



There are 325 private dwellings occupied by a Métis single household, out of which 12.3% need major repairs, no Métis household reported have more than one person per room, and no Métis household reported to be not suitable.

### Shelter Costs



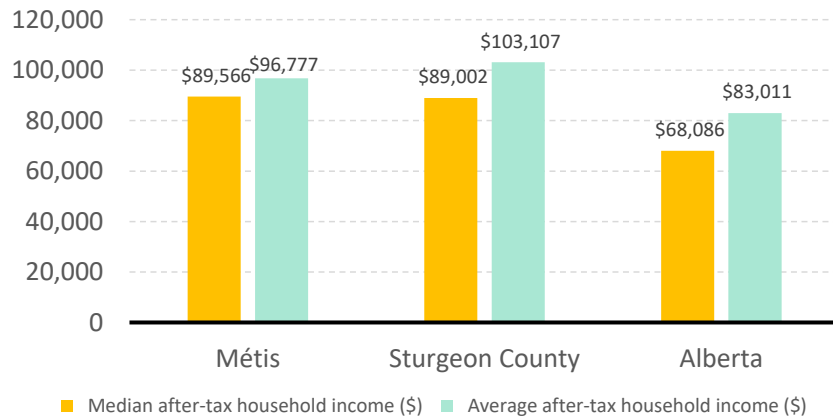
The number of Métis households spending 30% or more of household total income on shelter costs is 40, which is 12.3%

of the total private dwellings occupied by a Métis household, compared to 13.0% of the total population in Sturgeon County and 23.0% of the total population in Alberta.

# Sturgeon County, AB

## Income

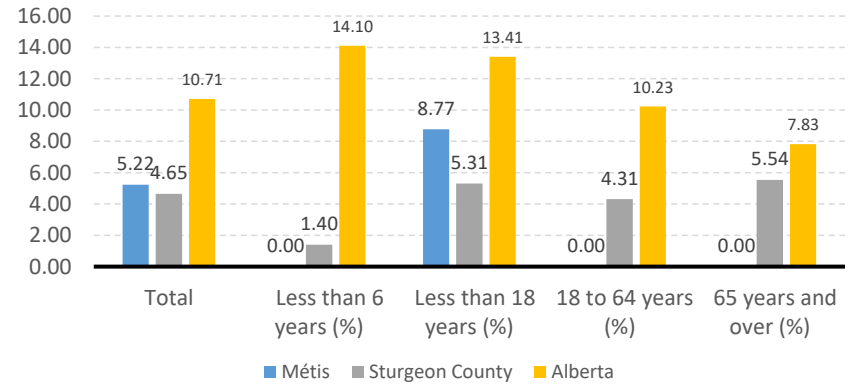
After-Tax Income of Households in 2010



For Métis singles, median after-tax household income is \$89,566, and average after-tax household income is

\$96,777. Métis has lower median and average after-tax income than Sturgeon County, and higher median and average after-tax income than Alberta.

Prevalence of Low Income in 2010 Based On After-Tax Low-Income Measure (%)



The prevalence of low income based on after-tax low-income measure is 5.22%.

The percentage of low income is 8.77% for people less than 18 years old, no Métis household reported low income in other age groups.