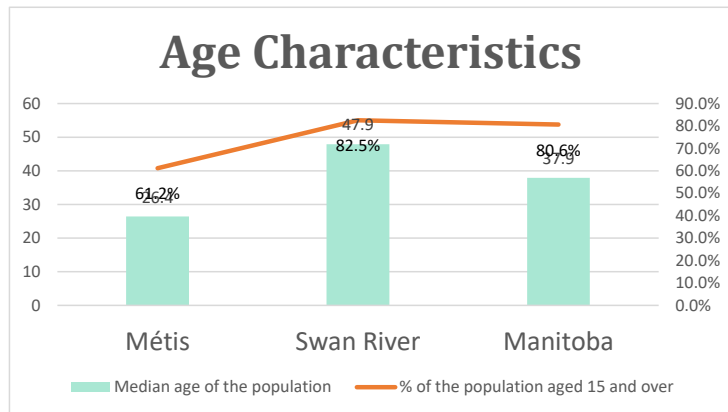


Swan River, MB

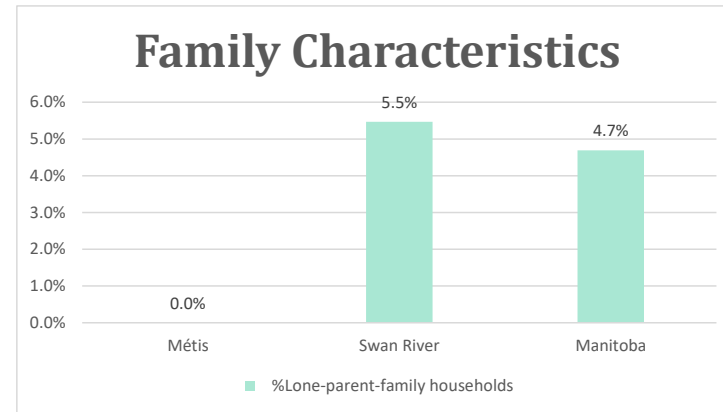
Geo_Code: 4620048

(Source: National Household survey 2011)

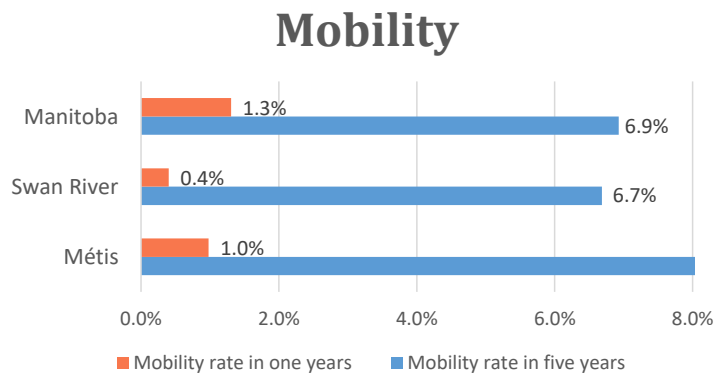
The total population reported with Métis single identity is 515 (Total Métis household is 265), representing 59% of Aboriginal people, accounting for 13.7% of the total population in Swan River.



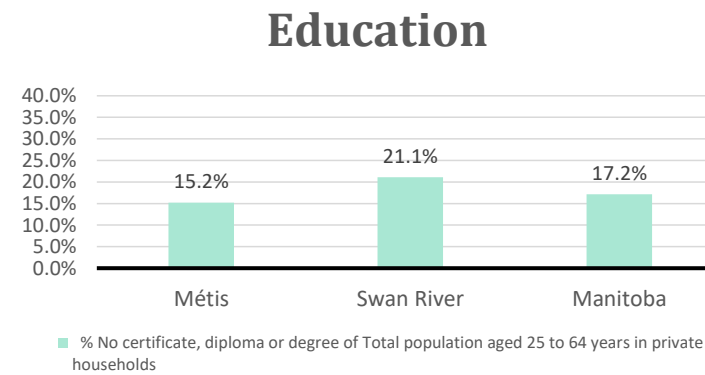
For Métis single identity population, the median age is 26.4 years old, with 61.2% of the population aged 15 and over. As for the total population, the median age is 47.9 in Swan River and 37.9 years old in Manitoba, with 82.5% and 80.6% population aged 15 and over respectively.



No Métis single lone parents household reported to the survey.



5 Métis households moved in last year (1.0%), 125 Métis households moved in the past 5 years (32.1%).



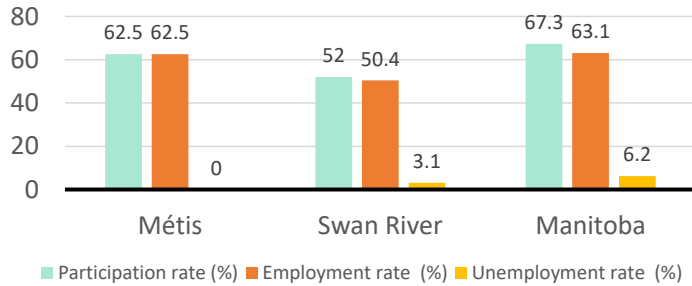
For population aged from 25 to 64 years, 15.2% Métis compared to 21.1% in Swan River and 17.2% in Manitoba have no certificate, diploma or degree.

For Métis aged from 25 to 34, no Métis reported have no certificate, diploma or degree.

Swan River, MB

Labor Force & Housing Statistics

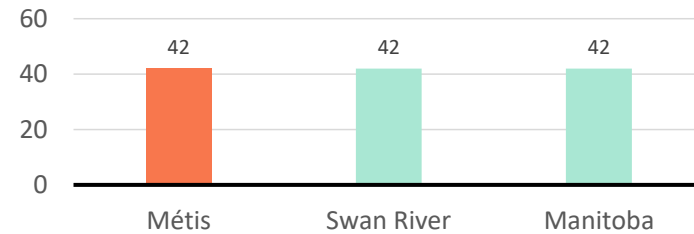
Labour Force Status



Métis participation rate is 62.5%, employment rate is 62.5%, and unemployment rate is 0.0%.

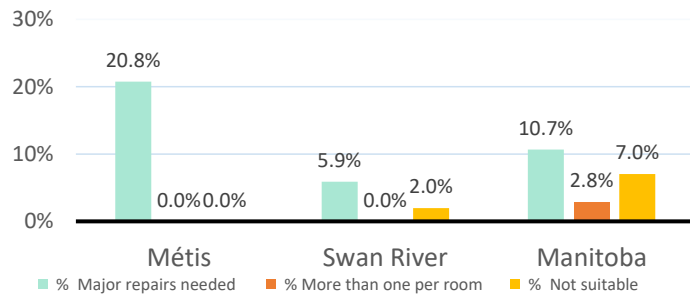
While the participation rate is higher compared with total population in Swan River and lower than Manitoba (52.0% and 67.3%), no Métis reported unemployment.

Average Weeks Worked in 2010



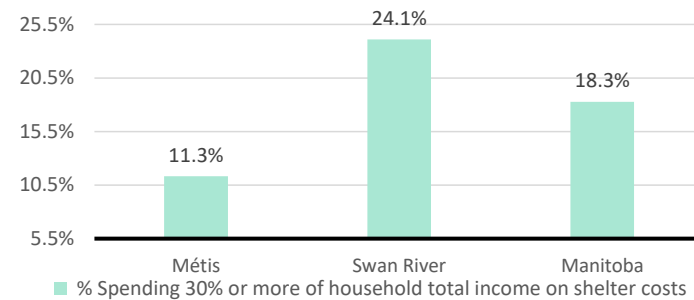
The average weeks worked in 2010 is 42.0 weeks.

Household Characteristics



There are 265 private dwellings occupied by a Métis single household, out of which 20.8% need major repairs, no Métis household reported have more than one person per room, and no Métis household reported to be not suitable.

Shelter Costs



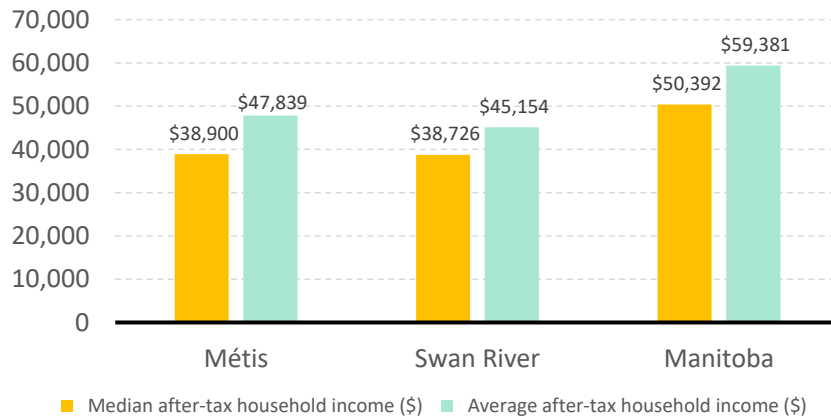
The number of Métis households spending 30% or more of household total income on shelter costs is 30,

of the total private dwellings occupied by an Métis household, compared to 24.1% of the total population in Swan River and 18.3% of the total population in Manitoba.

Swan River, MB

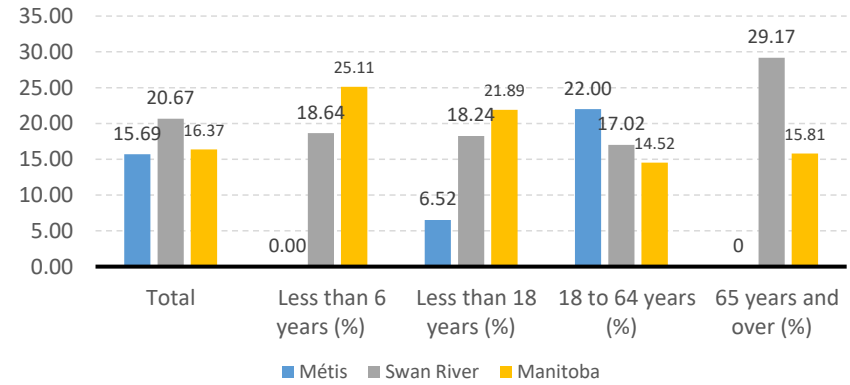
Income

After-Tax Income of Households in 2010



For Métis singles, median after-tax household income is \$38,900, and average after-tax household income is \$47,839. Métis has higher median and average after-tax income than Swan River, and lower median and average after-tax income than Manitoba.

Prevalence of Low Income in 2010 Based On After-Tax Low-Income Measure (%)



The prevalence of low income based on after-tax low-income measure is 15.69%.

The percentage of low income is 6.52% for people less than 18 years old, 0.00% for people less than 6 years old, 22.00% for people from 18 to 64 years old, and 0.00% for people over 65 years old.