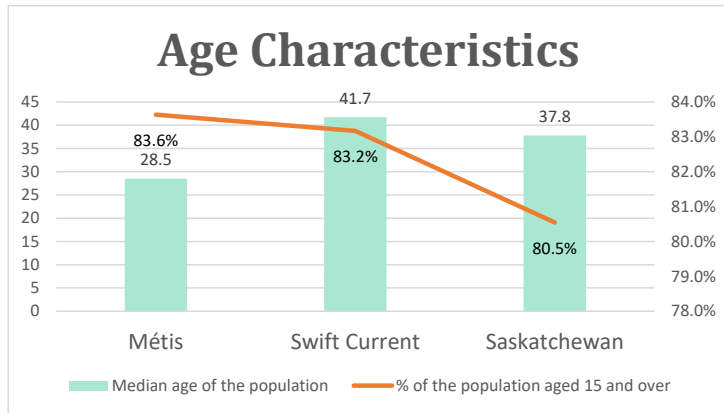


# Swift Current, SK

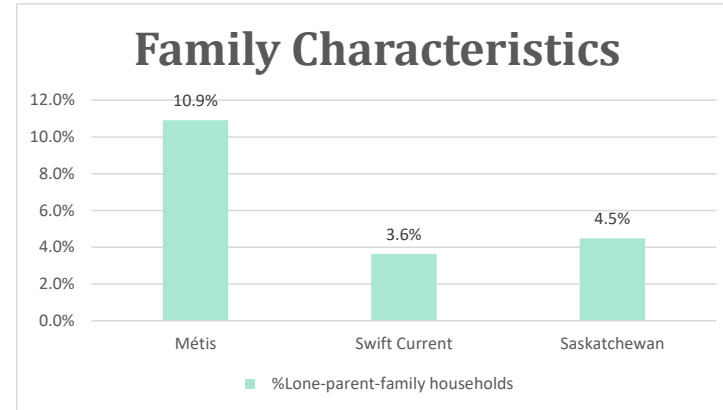
Geo\_Code: 4708004

(Source: National Household survey 2011)

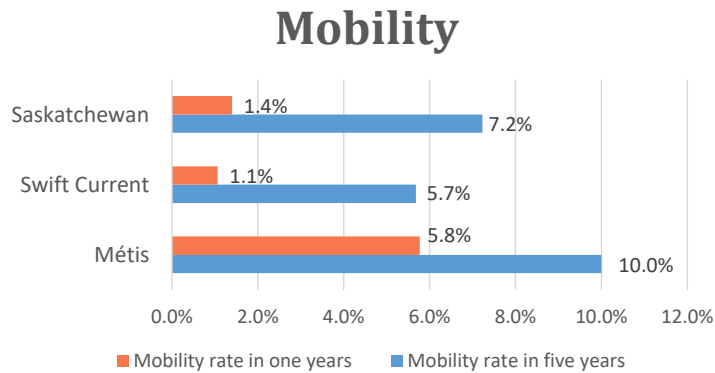
The total population reported with Métis single identity is 275 (Total Métis household is 175), representing 62% of Aboriginal people, accounting for 1.8% of the total population in Swift Current.



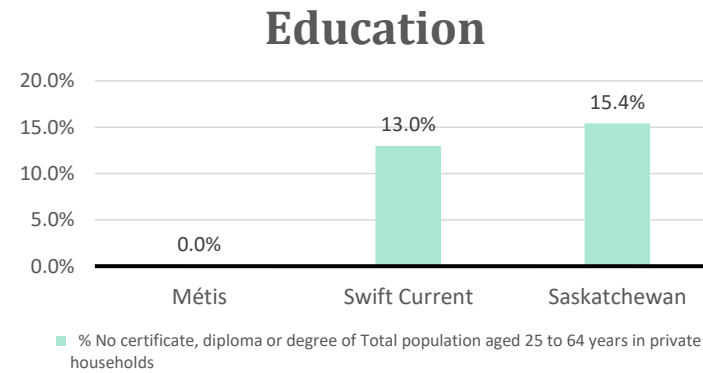
For Métis single identity population, the median age is 28.5 years old, with 83.6% of the population aged 15 and over. As for the total population, the median age is 41.7 in Swift Current and 37.8 years old in Saskatchewan, with 83.2% and 80.5% population aged 15 and over respectively.



The number of Métis single lone parents household is 30, accounting for 10.9% of the total Métis single private households.



15 Métis households moved in last year (5.8%), 25 Métis households moved in the past 5 years (10.0%).



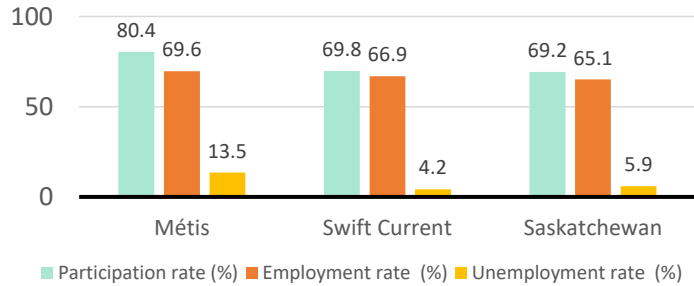
For population aged from 25 to 64 years, no Métis reported have no certificate, diploma or degree.

For Métis aged from 25 to 34, no Métis reported have no certificate, diploma or degree.

# Swift Current, SK

## Labor Force & Housing Statistics

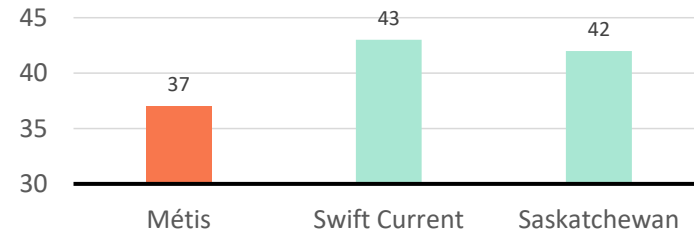
### Labour Force Status



Métis participation rate is 80.4%, employment rate is 69.6%, and unemployment rate is 13.5%.

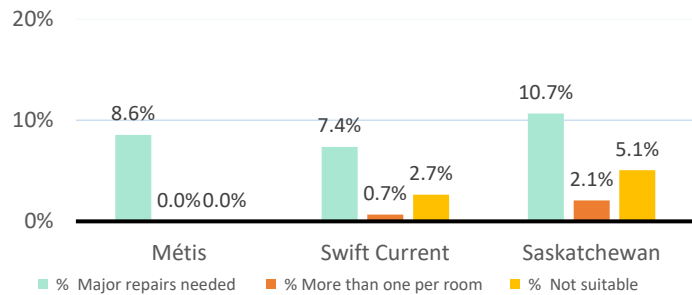
While the participation rate is higher compared with total population in Swift Current and Saskatchewan (69.8% and 69.2%), unemployment rate is also higher.

### Average Weeks Worked in 2010



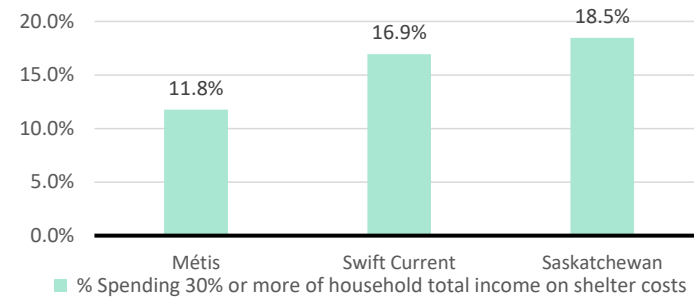
The average weeks worked in 2010 is 37.0 weeks.

### Household Characteristics



There are 175 private dwellings occupied by a Métis single household, out of which 8.6% need major repairs, no Métis household reported have more than one person per room, and no Métis household reported to be not suitable.

### Shelter Costs



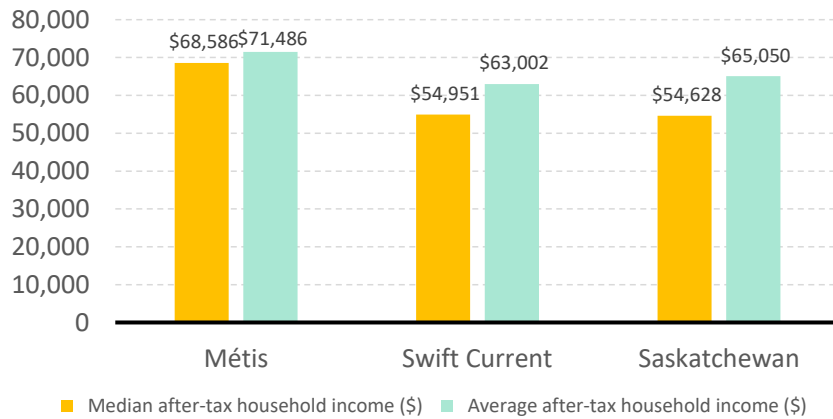
The number of Métis households spending 30% or more of household total income on shelter costs is 20, which is 11.8%

of the total private dwellings occupied by a Métis household, compared to 16.9% of the total population in Swift Current and 18.5% of the total population in Saskatchewan.

# Swift Current, SK

## Income

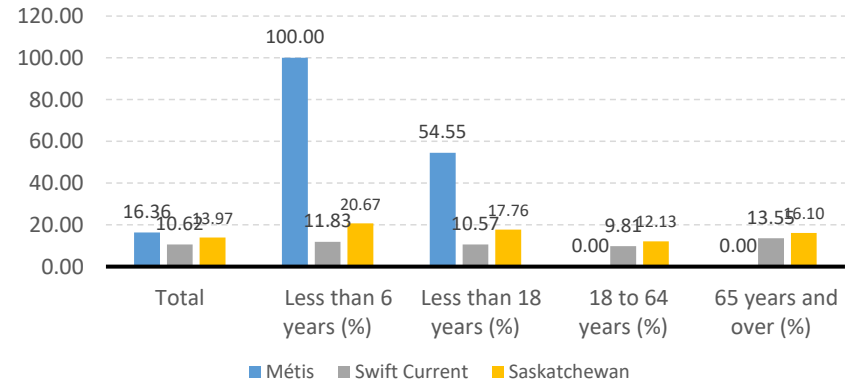
After-Tax Income of Households in 2010



For Métis singles, median after-tax household income is \$68,586, and average after-tax household income is

\$71,486. Métis has higher median and average after-tax income than Swift Current and Saskatchewan.

Prevalence of Low Income in 2010 Based On After-Tax Low-Income Measure (%)



The prevalence of low income based on after-tax low-income measure is 16.36%.

The percentage of low income is 54.55% for people less than 18 years old, 100.00% for people less than 6 years old, 0.00% for people from 18 to 64 years old, and 0.00% for people over 65 years old.