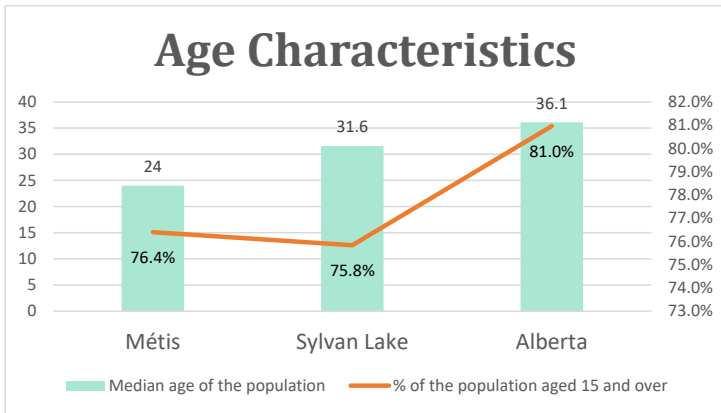


# Sylvan Lake, AB

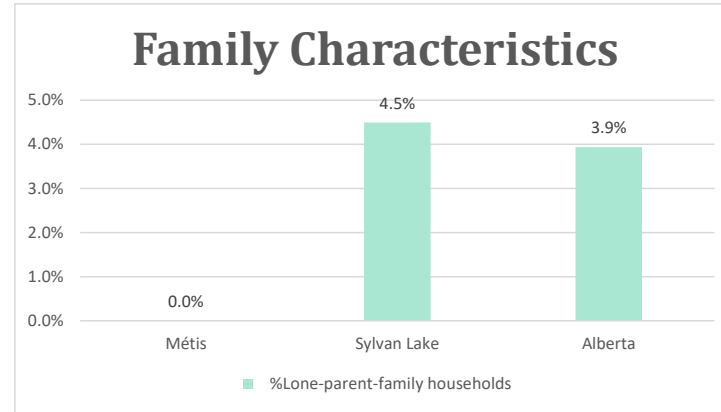
Geo\_Code: 4808012

(Source: National Household survey 2011)

The total population reported with Métis single identity is 445 (Total Métis household is 265), representing 72% of Aboriginal people, accounting for 3.6% of the total population in Sylvan Lake.

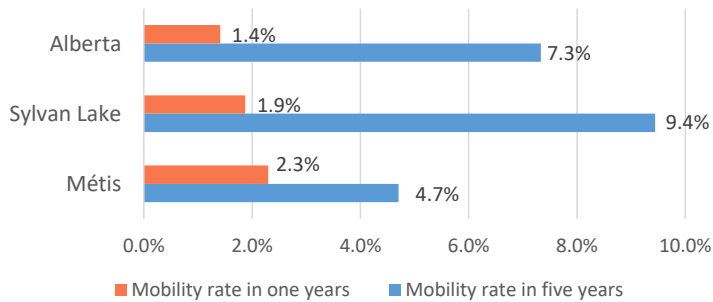


For Métis single identity population, the median age is 24.0 years old, with 76.4% of the population aged 15 and over. As for the total population, the median age is 31.6 in Sylvan Lake and 36.1 years old in Alberta, with 75.8% and 81.0% population aged 15 and over respectively.



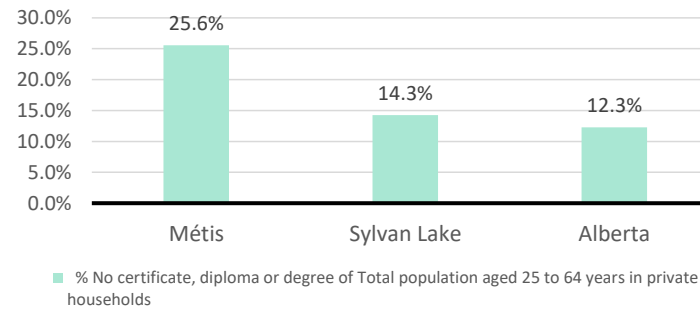
No Métis single lone parents household reported to the survey.

## Mobility



10 Métis households moved in last year (2.3%), 20 Métis households moved in the past 5 years (4.7%).

## Education



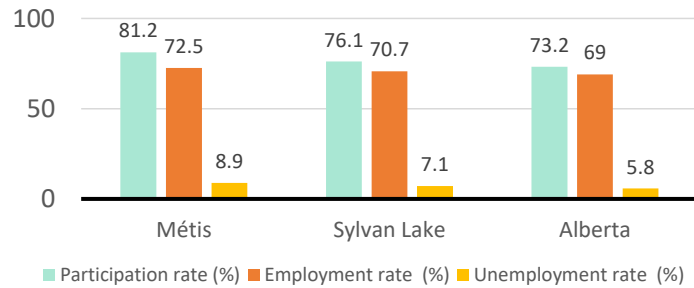
For population aged from 25 to 64 years, 25.6% Métis compared to 14.3% in Sylvan Lake and 12.3% in Alberta have no certificate, diploma or degree.

For Métis aged from 25 to 34, no Métis reported have no certificate, diploma or degree.

# Sylvan Lake, AB

## Labor Force & Housing Statistics

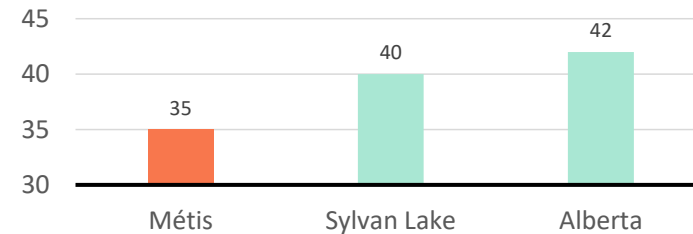
### Labour Force Status



Métis participation rate is 81.2%, employment rate is 72.5%, and unemployment rate is 8.9%.

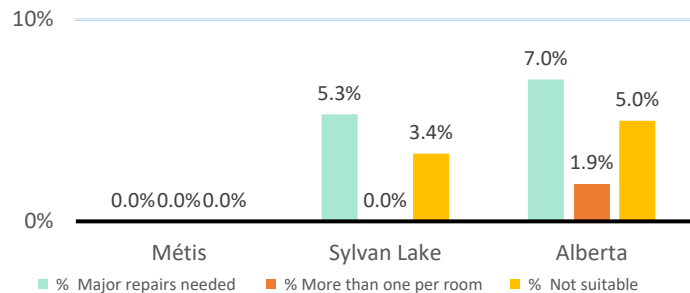
While the participation rate is higher compared with total population in Sylvan Lake and Alberta (76.1% and 73.2%), unemployment rate is also higher.

### Average Weeks Worked in 2010



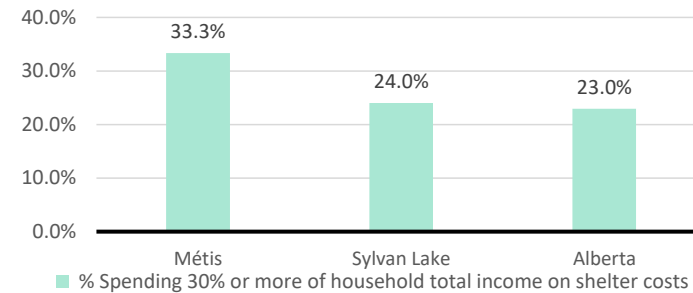
The average weeks worked in 2010 is 35.0 weeks.

### Household Characteristics



There are 265 private dwellings occupied by a Métis single household, out of which no Métis single household reported need major repairs, have more than one person per room, or not suitable.

### Shelter Costs



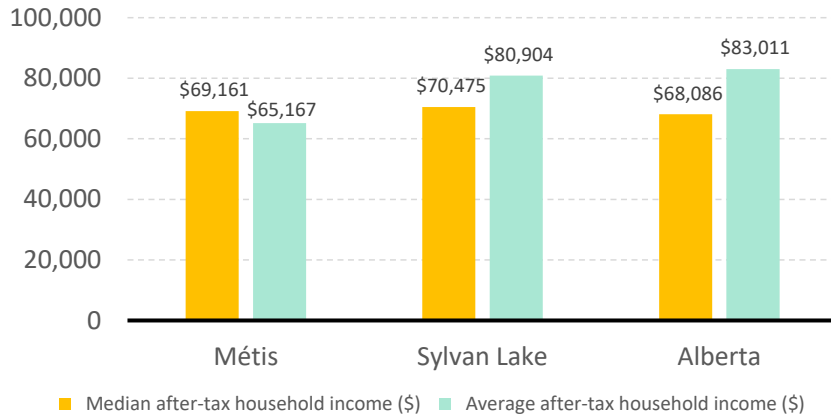
The number of Métis households spending 30% or more of household total income on shelter costs is 90, which is 33.3%

of the total private dwellings occupied by a Métis household, compared to 24.0% of the total population in Sylvan Lake and 23.0% of the total population in Alberta.

# Sylvan Lake, AB

## Income

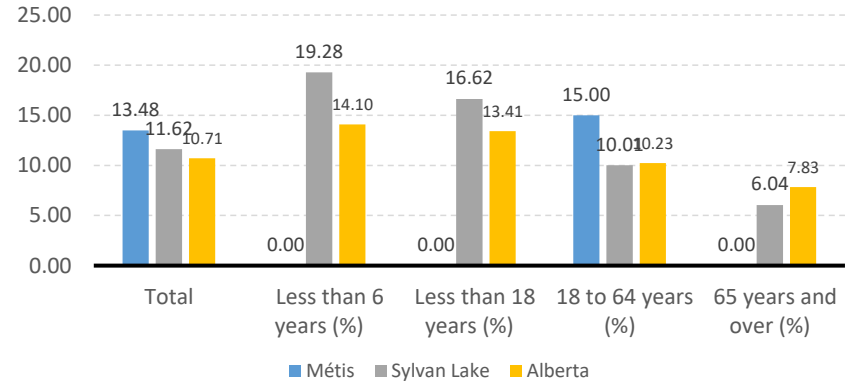
After-Tax Income of Households in 2010



For Métis singles, median after-tax household income is \$69,161, and average after-tax household income is

\$65,167. Métis has lower median and average after-tax income than Sylvan Lake, and higher median and lower average after-tax income than Alberta.

Prevalence of Low Income in 2010 Based On After-Tax Low-Income Measure (%)



The prevalence of low income based on after-tax low-income measure is 13.48%.

The percentage of low income is 15.00% for people from 18 to 64 years old, and no Métis household reported low income in other age groups.