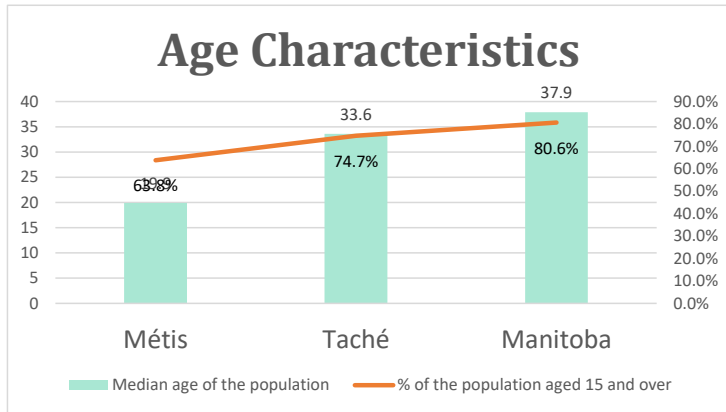


Taché, MB

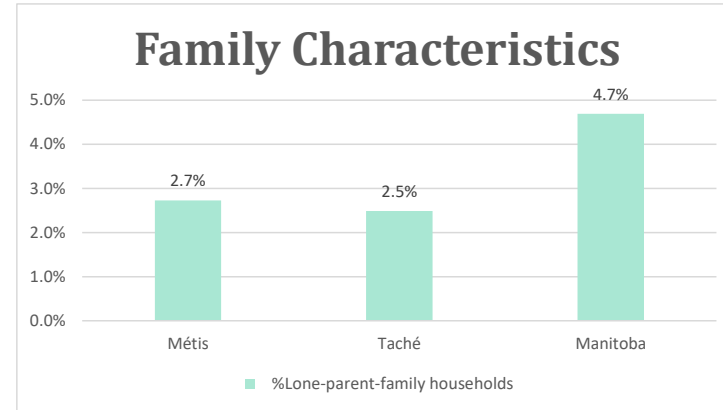
Geo_Code: 4602069

(Source: National Household survey 2011)

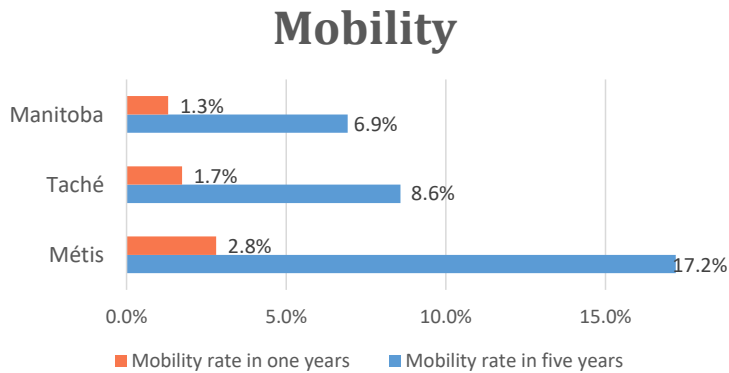
The total population reported with Métis single identity is 1,465 (Total Métis household is 570), representing 92% of Aboriginal people, accounting for 14.3% of the total population in Taché.



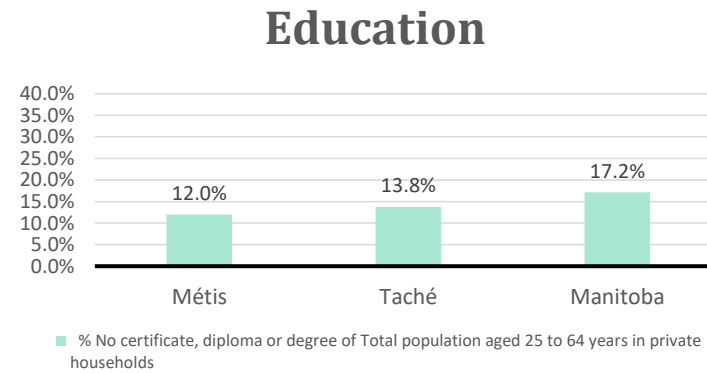
For Métis single identity population, the median age is 19.9 years old, with 63.8% of the population aged 15 and over. As for the total population, the median age is 33.6 in Taché and 37.9 years old in Manitoba, with 74.7% and 80.6% population aged 15 and over respectively.



The number of Métis single lone parents household is 40, accounting for 2.7% of the total Métis single private households.



40 Métis households moved in last year (2.8%), 215 Métis households moved in the past 5 years (17.2%).



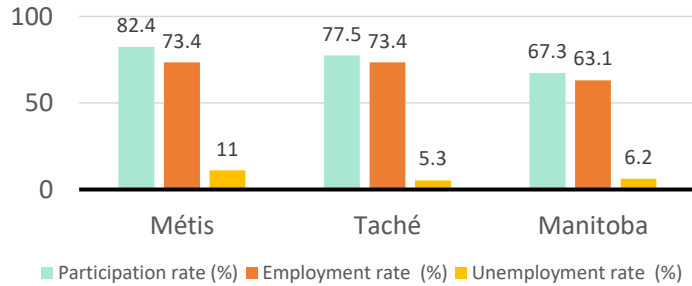
For population aged from 25 to 64 years, 12.0% Métis compared to 13.8% in Taché and 17.2% in Manitoba have no certificate, diploma or degree.

For Métis aged from 25 to 34, no Métis reported have no certificate, diploma or degree.

Taché, MB

Labor Force & Housing Statistics

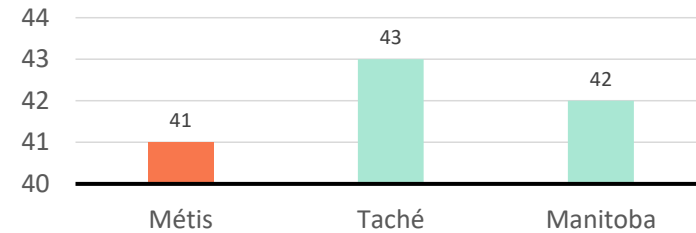
Labour Force Status



Métis participation rate is 82.4%, employment rate is 73.4%, and unemployment rate is 11.0%.

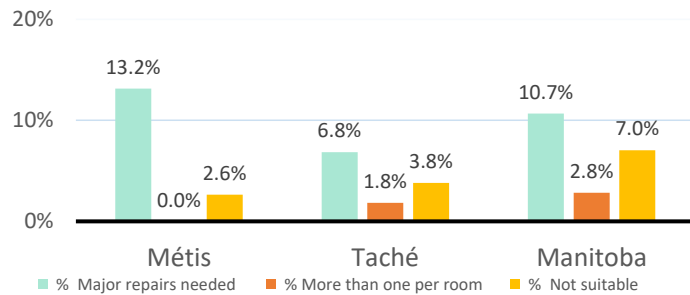
While the participation rate is higher compared with total population in Taché and Manitoba (77.5% and 67.3%), unemployment rate is also higher.

Average Weeks Worked in 2010



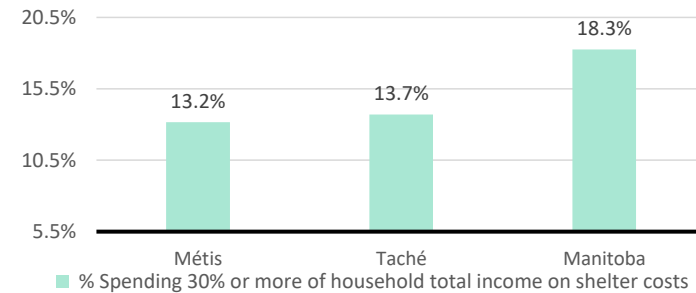
The average weeks worked in 2010 is 41.0 weeks.

Household Characteristics



There are 570 private dwellings occupied by a Métis single household, out of which 13.2% need major repairs, no Métis household reported have more than one person per room, and 2.6% Métis household reported to be not suitable.

Shelter Costs



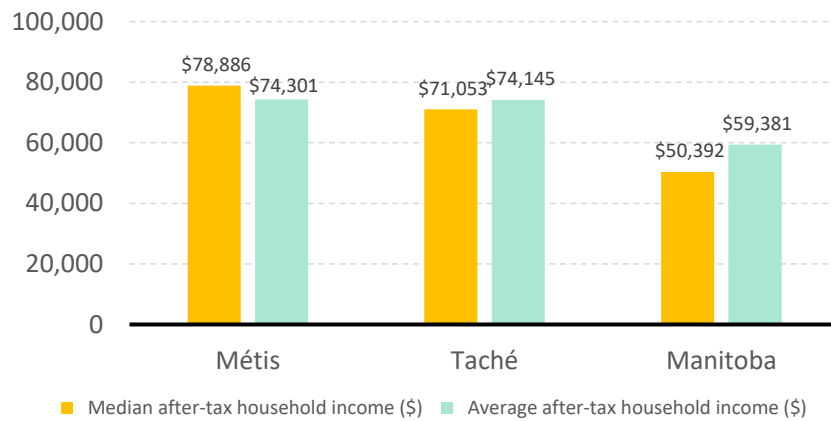
The number of Métis households spending 30% or more of household total income on shelter costs is 75,

of the total private dwellings occupied by an Métis household, compared to 13.7% of the total population in Taché and 18.3% of the total population in Manitoba.

Taché, MB

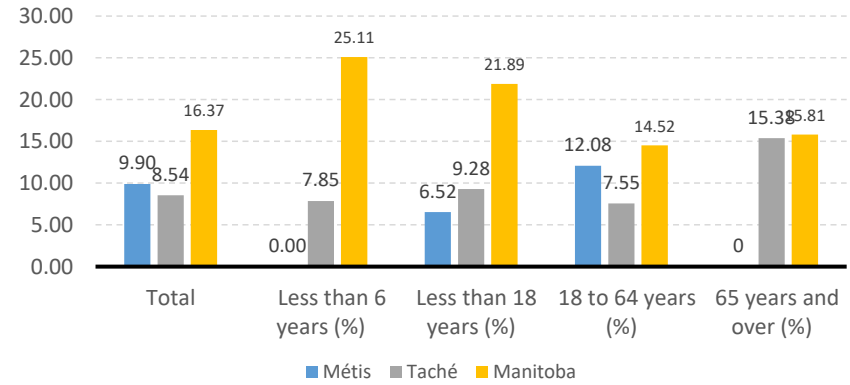
Income

After-Tax Income of Households in 2010



For Métis singles, median after-tax household income is \$78,886, and average after-tax household income is \$74,301. Métis has higher median and average after-tax income than Taché and Manitoba.

Prevalence of Low Income in 2010 Based On After-Tax Low-Income Measure (%)



The prevalence of low income based on after-tax low-income measure is 9.90%.

The percentage of low income is 6.52% for people less than 18 years old, 0.00% for people less than 6 years old, 12.08% for people from 18 to 64 years old, and 0.00% for people over 65 years old.