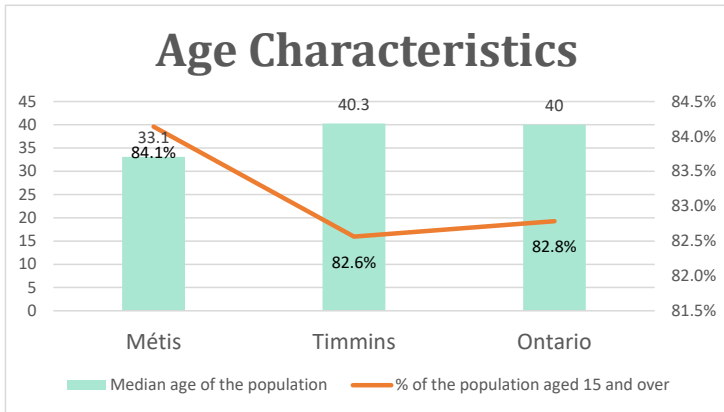


Timmins, ON

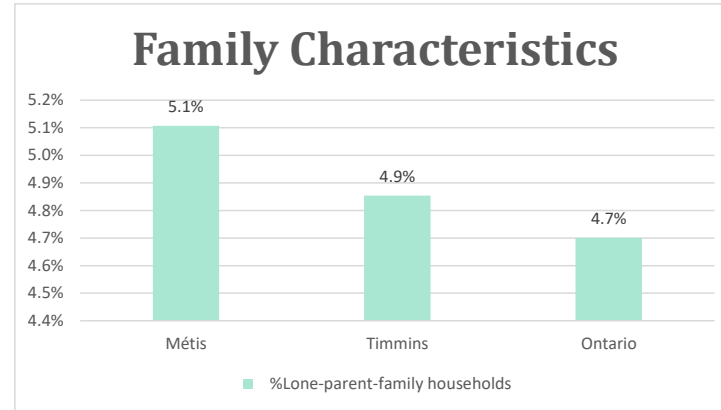
Geo_Code: 3556027

(Source: National Household survey 2011)

The total population reported with Métis single identity is 1,860 (Total Métis household is 1,070), representing 55% of Aboriginal people, accounting for 4.4% of the total population in Timmins.

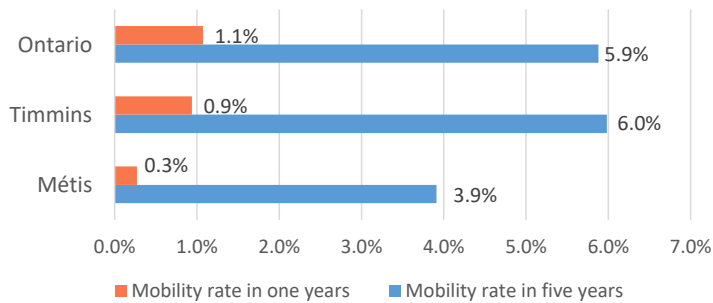


For Métis single identity population, the median age is 33.1 years old, with 84.1% of the population aged 15 and over. As for the total population, the median age is 40.3 in Timmins and 40.0 years old in Ontario, with 82.6% and 82.8% population aged 15 and over respectively.



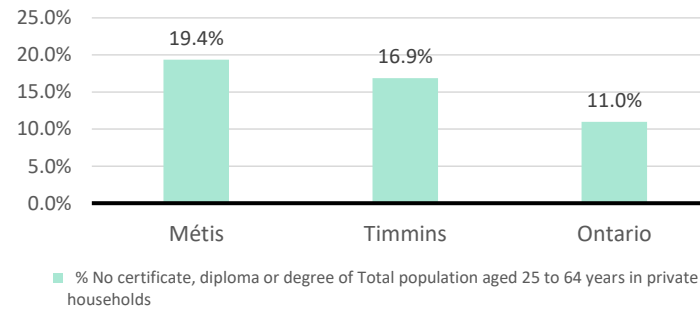
The number of Métis single lone parents household is 95, accounting for 5.1% of the total Métis single private households.

Mobility



5 Métis households moved in last year (0.3%), 70 Métis households moved in the past 5 years (3.9%).

Education



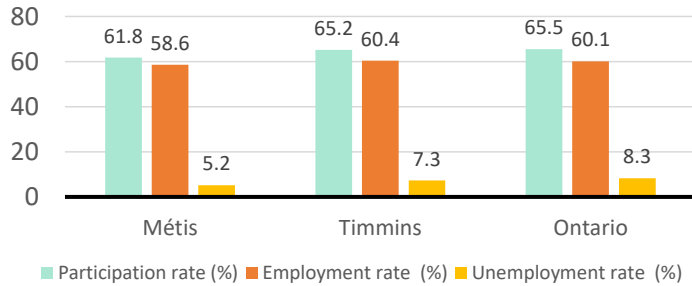
For population aged from 25 to 64 years, 19.4% Métis compared to 16.9% in Timmins and 11.0% in Ontario have no certificate, diploma or degree.

For Métis aged from 25 to 34, 7.1% Métis reported to have no certificate, diploma or degree.

Timmins, ON

Labor Force & Housing Statistics

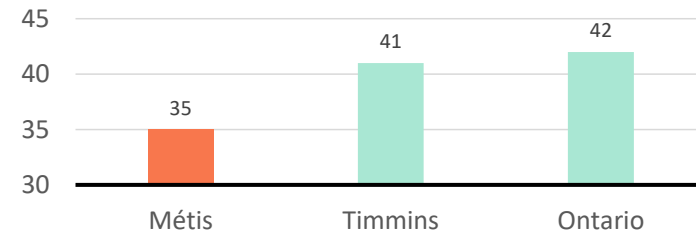
Labour Force Status



Métis participation rate is 61.8%, employment rate is 58.6%, and unemployment rate is 5.2%.

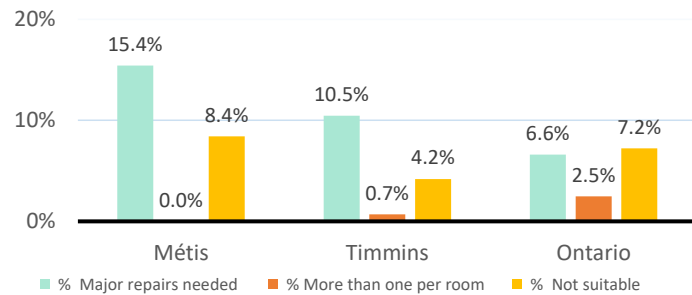
While the participation rate is lower compared with total population in Timmins and Ontario (65.2% and 65.5%), unemployment rate is also lower.

Average Weeks Worked in 2010



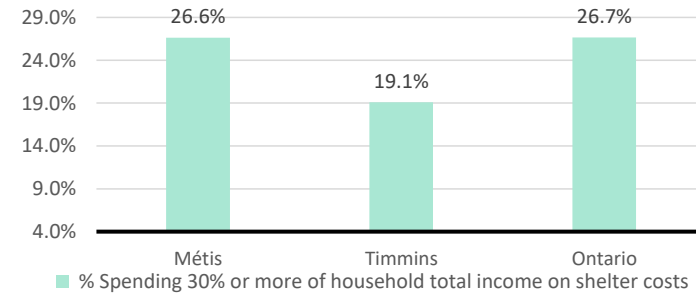
The average weeks worked in 2010 is 35.0 weeks.

Household Characteristics



There are 1070 private dwellings occupied by a Métis single household, out of which 15.4% need major repairs, no Métis household reported have more than one person per room, and 8.4% Métis household reported to be not suitable.

Shelter Costs



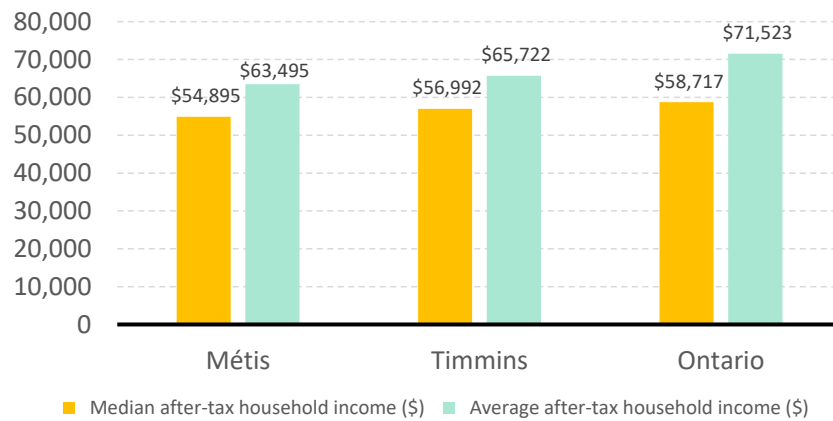
The number of Métis households spending 30% or more of household total income on shelter costs is 285, which is 26.6%

of the total private dwellings occupied by an Métis household, compared to 19.1% of the total population in Timmins and 26.7% of the total population in Ontario.

Timmins, ON

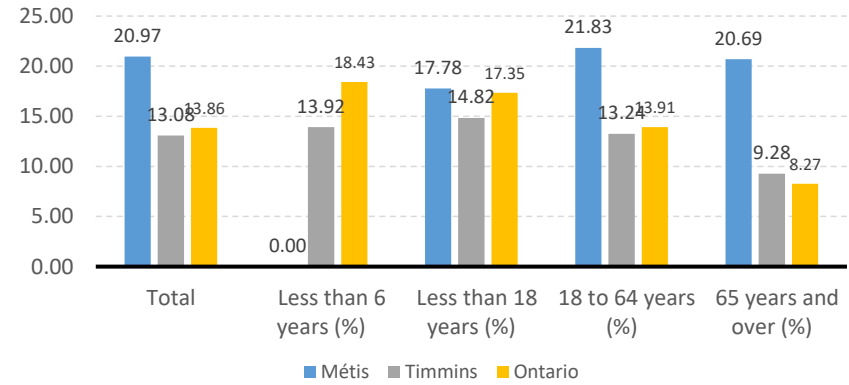
Income

After-Tax Income of Households in 2010



For Métis singles, median after-tax household income is \$54,895, and average after-tax household income is \$63,495. Métis has lower median and average after-tax income than Timmins and Ontario.

Prevalence of Low Income in 2010 Based On After-Tax Low-Income Measure (%)



The prevalence of low income based on after-tax low-income measure is 20.97%.

The percentage of low income is 17.78% for people less than 18 years old, 0.00% for people less than 6 years old, 21.83% for people from 18 to 64 years old, and 20.69% for people over 65 years old.