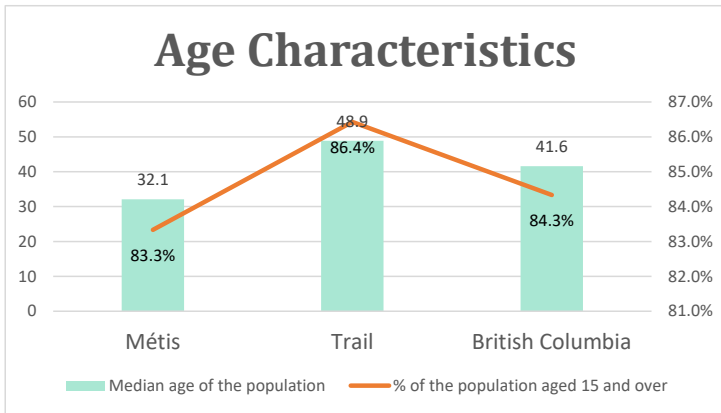


Trail, BC

Geo_Code: 5905014

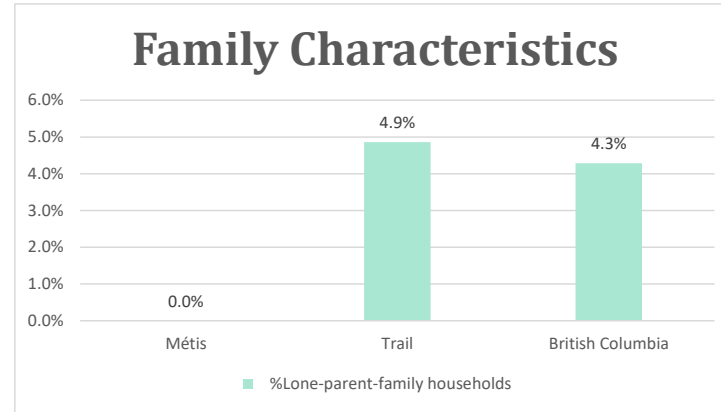
(Source: National Household survey 2011)

The total population reported with Métis single identity is 300 (Total Métis household is 210), representing 77% of Aboriginal people, accounting for 4.1% of the total population in Trail.



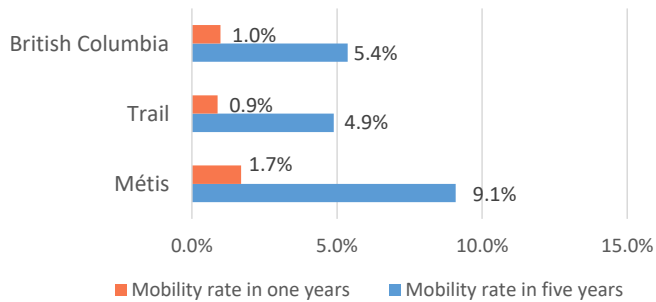
For Métis single identity population, the median age is 32.1 years old, with 83.3% of the population aged 15 and over. As for the total population, the median age is 48.9 in Trail and

41.6 years old in British Columbia, with 86.4% and 84.3% population aged 15 and over respectively.



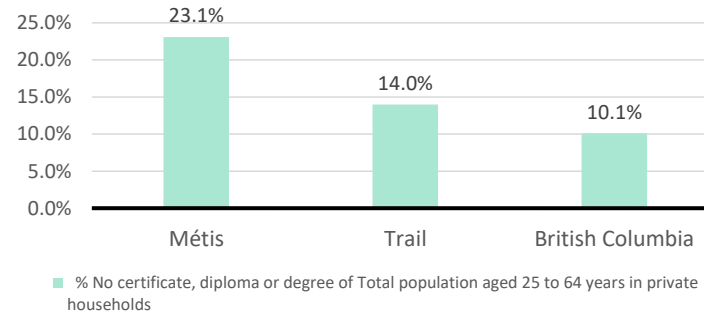
No Métis single lone parents household reported to the survey.

Mobility



5 Métis households moved in last year (1.7%), 25 Métis households moved in the past 5 years (9.1%).

Education



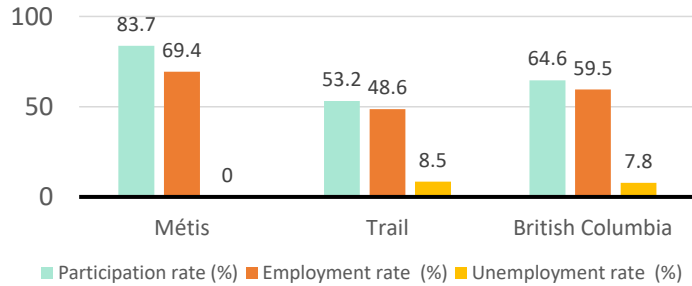
For population aged from 25 to 64 years, 23.1% Métis compared to 14.0% in Trail and 10.1% in British Columbia have no certificate, diploma or degree.

For Métis aged from 25 to 34, no Métis reported have no certificate, diploma or degree.

Trail, BC

Labor Force & Housing Statistics

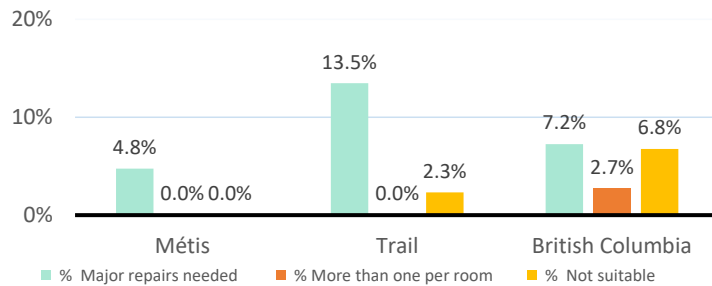
Labour Force Status



Métis participation rate is 83.7%, employment rate is 69.4%, and unemployment rate is 0.0%.

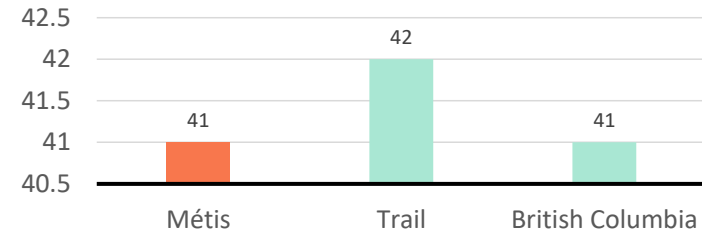
While the participation rate is higher compared with total population in Trail and British Columbia (53.2% and 64.6%), no Métis reported unemployment.

Household Characteristics



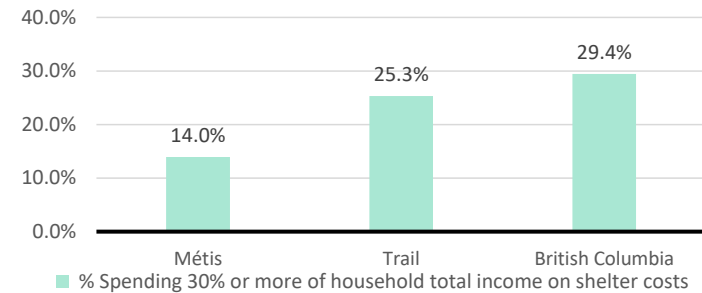
There are 210 private dwellings occupied by a Métis single household, out of which 4.8% need major repairs, no Métis household reported have more than one person per room, and no Métis household reported to be not suitable.

Average Weeks Worked in 2010



The average weeks worked in 2010 is 41.0 weeks.

Shelter Costs



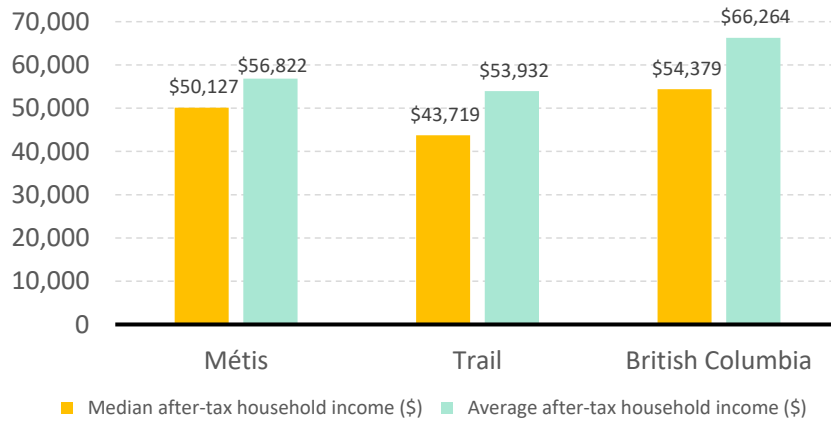
The number of Métis households spending 30% or more of household total income on shelter costs is 30, which is 14.0%

of the total private dwellings occupied by a Métis household, compared to 25.3% of the total population in Trail and 29.4% of the total population in British Columbia.

Trail, BC

Income

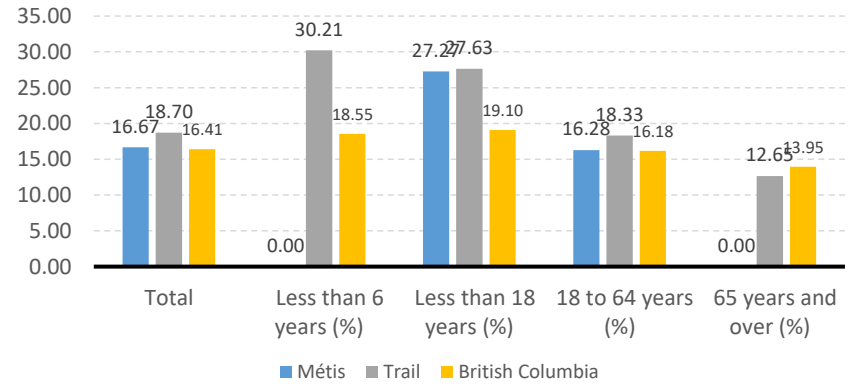
After-Tax Income of Households in 2010



For Métis singles, median after-tax household income is \$50,127, and average after-tax household income is

\$56,822. Métis has higher median and average after-tax income than Trail, and lower median and average after-tax income than British Columbia.

Prevalence of Low Income in 2010 Based On After-Tax Low-Income Measure (%)



The prevalence of low income based on after-tax low-income measure is 16.67%.

The percentage of low income is 27.27% for people less than 18 years old, 0.00% for people less than 6 years old, 16.28% for people from 18 to 64 years old, and 0.00% for people over 65 years old.