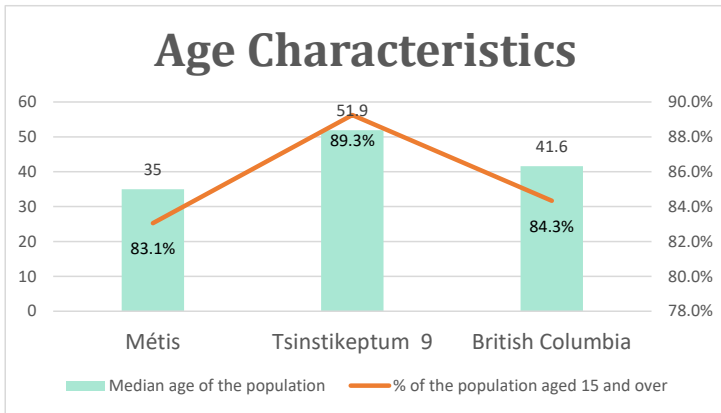


Tsinstikeptum 9, BC

Geo_Code: 5935802

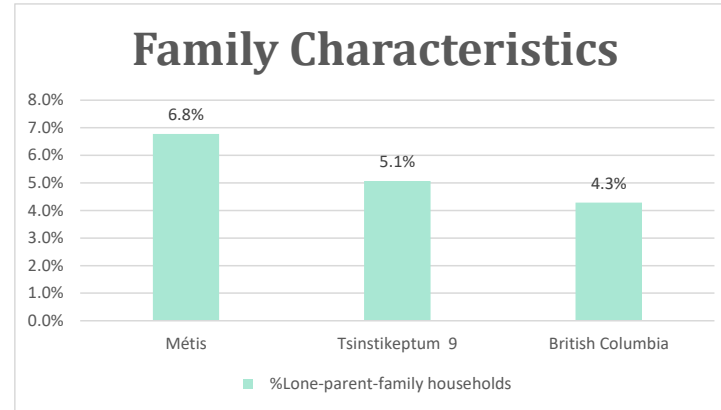
(Source: National Household survey 2011)

The total population reported with Métis single identity is 295 (Total Métis household is 175), representing 36% of Aboriginal people, accounting for 5.1% of the total population in Tsinstikeptum 9.



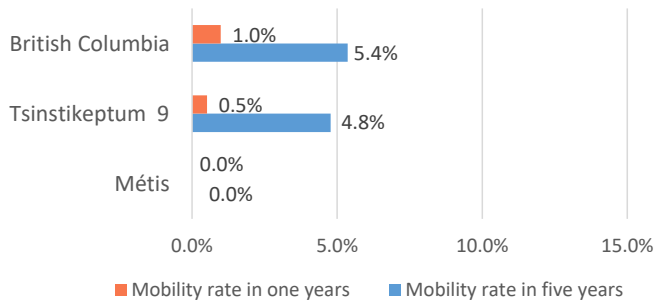
For Métis single identity population, the median age is 35.0 years old, with 83.1% of the population aged 15 and over. As for the total population, the median age is 51.9 in Tsinstikeptum 9 and

41.6 years old in British Columbia, with 89.3% and 84.3% population aged 15 and over respectively.



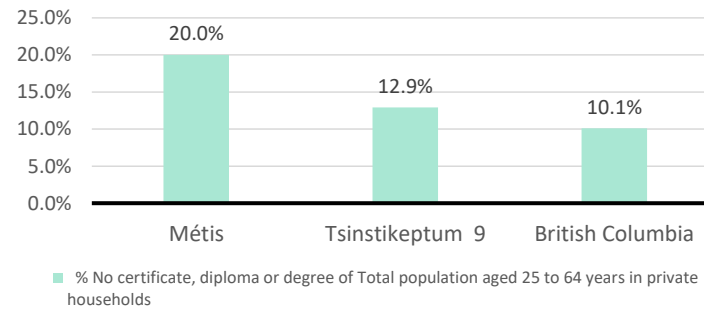
The number of Métis single lone parents household is 20, accounting for 6.8% of the total Métis single private households.

Mobility



No Métis households reported moving in for the last 5 years.

Education



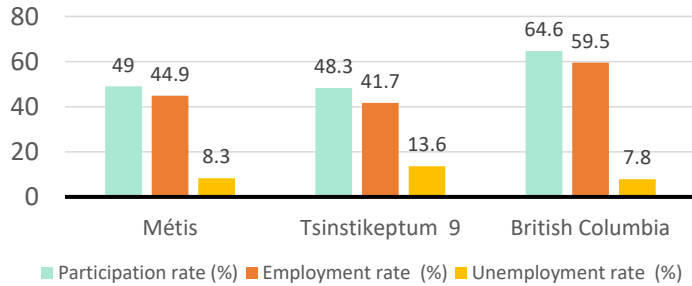
For population aged from 25 to 64 years, 20.0% Métis compared to 12.9% in Tsinstikeptum 9 and 10.1% in British Columbia have no certificate, diploma or degree.

For Métis aged from 25 to 34, 60.0% Métis reported to have no certificate, diploma or degree.

Tsinstikeptum 9, BC

Labor Force & Housing Statistics

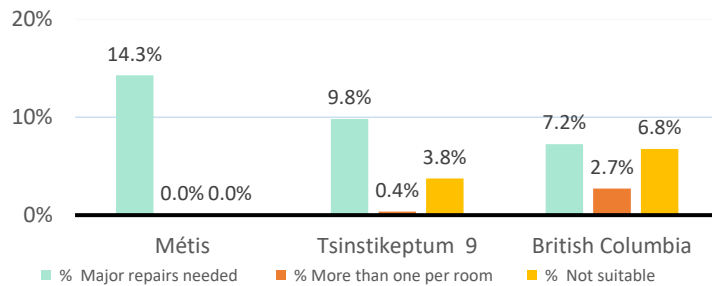
Labour Force Status



Métis participation rate is 49.0%, employment rate is 44.9%, and unemployment rate is 8.3%.

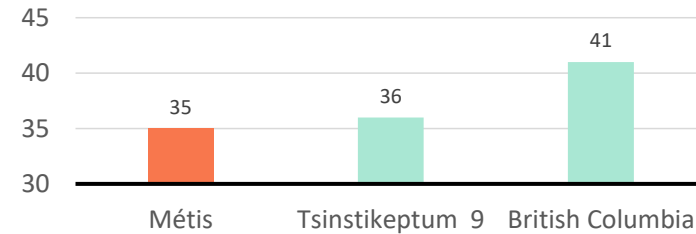
While the participation rate is higher compared with total population in Tsinstikeptum 9 and lower than British Columbia (48.3% and 64.6%), unemployment rate is lower than Tsinstikeptum 9 and higher than British Columbia.

Household Characteristics



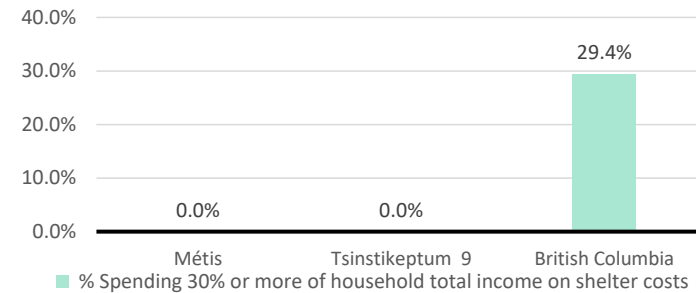
There are 175 private dwellings occupied by a Métis single household, out of which 14.3% need major repairs, no Métis household reported have more than one person per room, and no Métis household reported to be not suitable.

Average Weeks Worked in 2010



The average weeks worked in 2010 is 35.0 weeks.

Shelter Costs



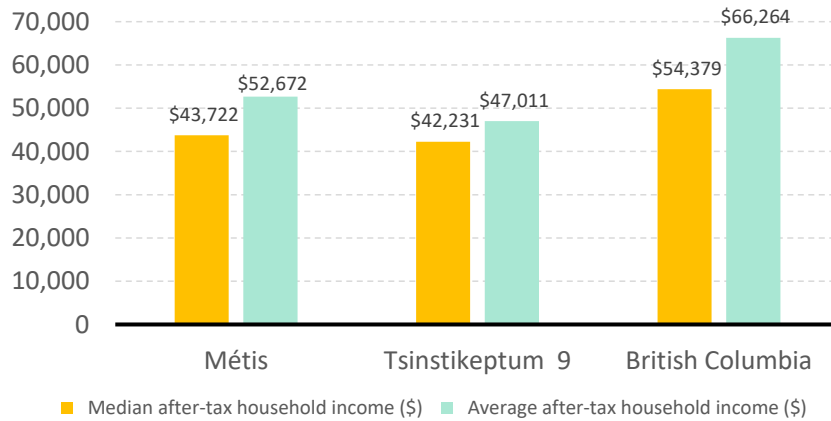
No Métis households reported spending 30% or more of household total income on shelter costs,

compared to 0.0% of the total population in Tsinstikeptum 9 and 29.4% of the total population in British Columbia.

Tsinstikeptum 9, BC

Income

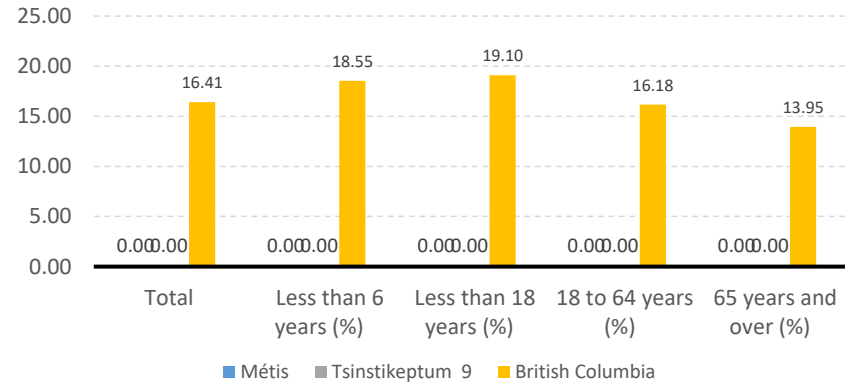
After-Tax Income of Households in 2010



For Métis singles, median after-tax household income is \$43,722, and average after-tax household income is

\$52,672. Métis has higher median and average after-tax income than Tsinstikeptum 9, and lower median and average after-tax income than British Columbia.

Prevalence of Low Income in 2010 Based On After-Tax Low-Income Measure (%)



The prevalence of low income based on after-tax low-income measure is 0.00%.

No Métis household reported low income in Tsinstikeptum 9.