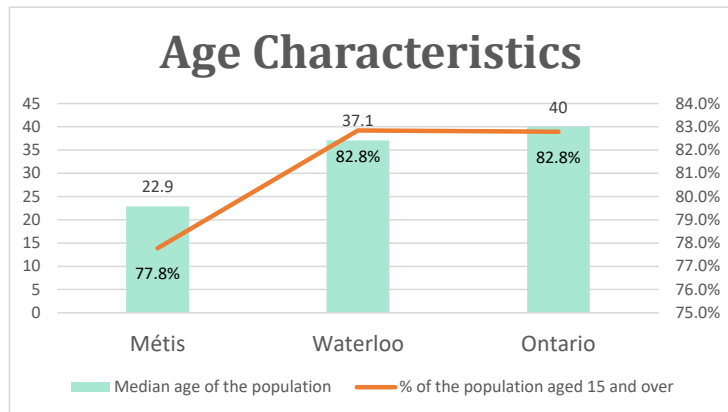


# Waterloo, ON

Geo\_Code: 3530016

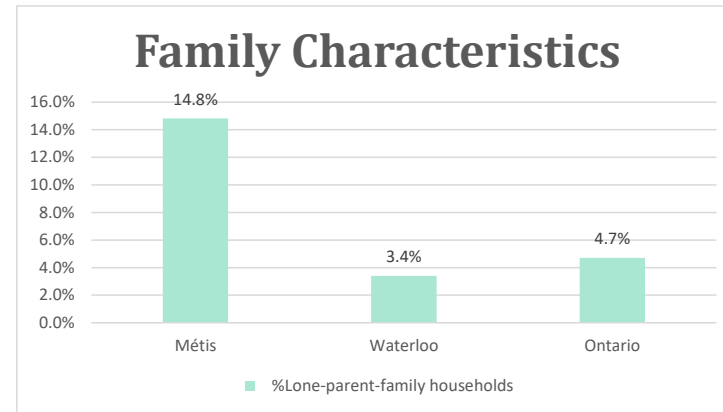
(Source: National Household survey 2011)

The total population reported with Métis single identity is 270 (Total Métis household is 135), representing 33% of Aboriginal people, accounting for 0.3% of the total population in Waterloo.

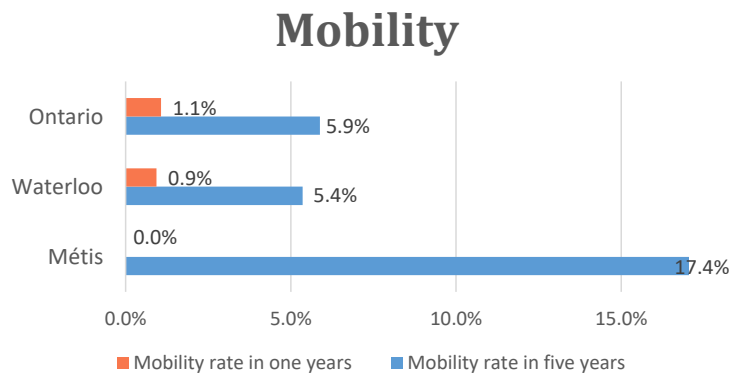


For Métis single identity population, the median age is 22.9 years old, with 77.8% of the population aged 15 and over. As for the total population, the median age is 37.1 in Waterloo and

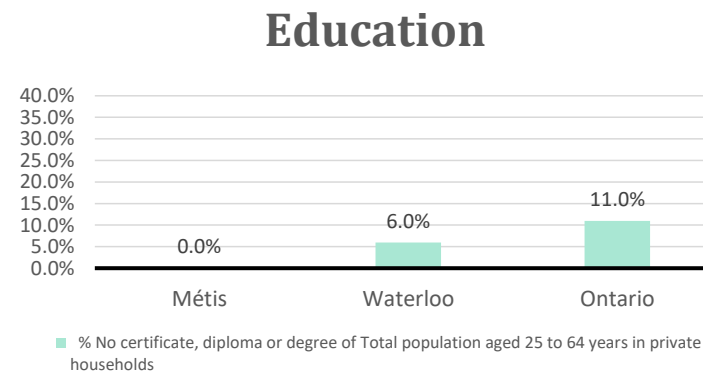
40.0 years old in Ontario, with 82.8% and 82.8% population aged 15 and over respectively.



The number of Métis single lone parents household is 40, accounting for 14.8% of the total Métis single private households.



No Métis households reported moving in for the last year. 40 Métis households moved in the past 5 years (17.4%).



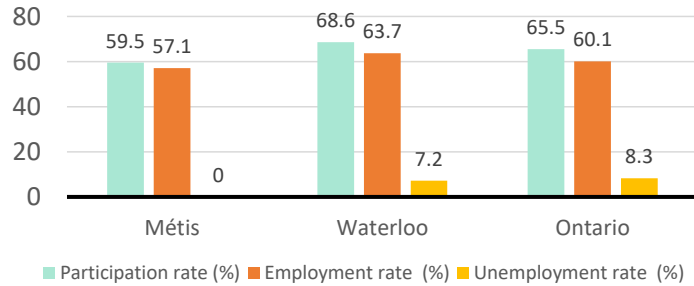
For population aged from 25 to 64 years, no Métis reported have no certificate, diploma or degree.

For Métis aged from 25 to 34, 0.0% Métis reported to have no certificate, diploma or degree.

# Waterloo, ON

## Labor Force & Housing Statistics

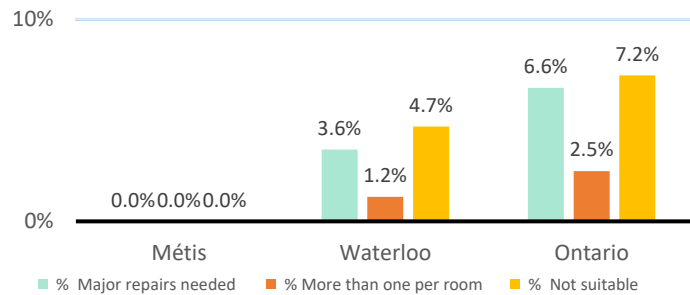
### Labour Force Status



Métis participation rate is 59.5%, employment rate is 57.1%, and unemployment rate is 0.0%.

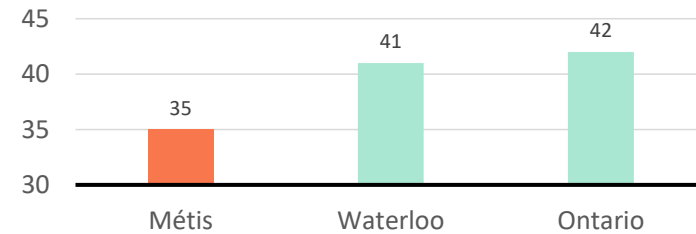
While the participation rate is lower compared with total population in Waterloo and Ontario (68.6% and 65.5%), no Métis reported unemployment.

### Household Characteristics



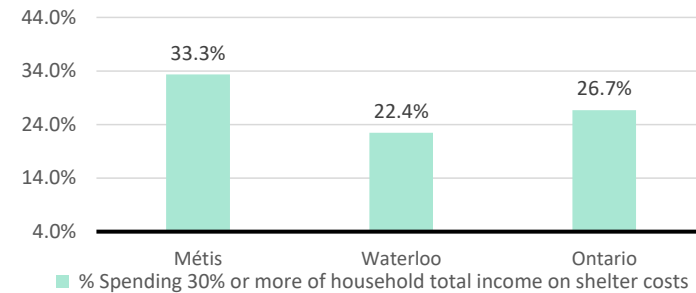
There are 135 private dwellings occupied by a Métis single household, out of which no Métis single household reported need major repairs, have more than one person per room, or not suitable.

### Average Weeks Worked in 2010



The average weeks worked in 2010 is 35.0 weeks.

### Shelter Costs



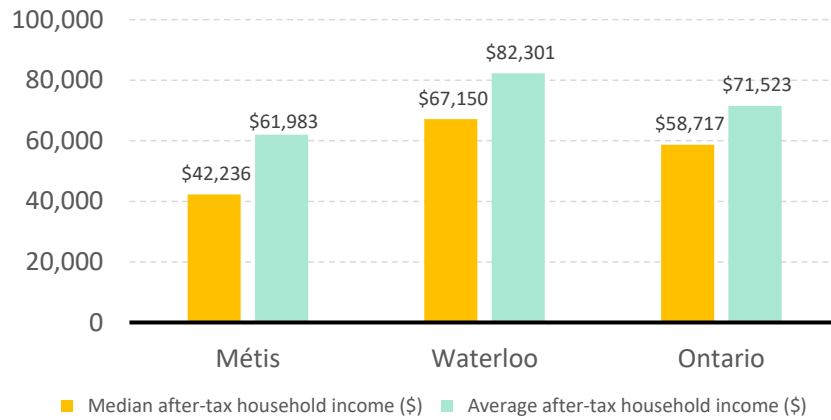
The number of Métis households spending 30% or more of household total income on shelter costs is 45, which is 33.3%

of the total private dwellings occupied by an Métis household, compared to 22.4% of the total population in Waterloo and 26.7% of the total population in Ontario.

# Waterloo, ON

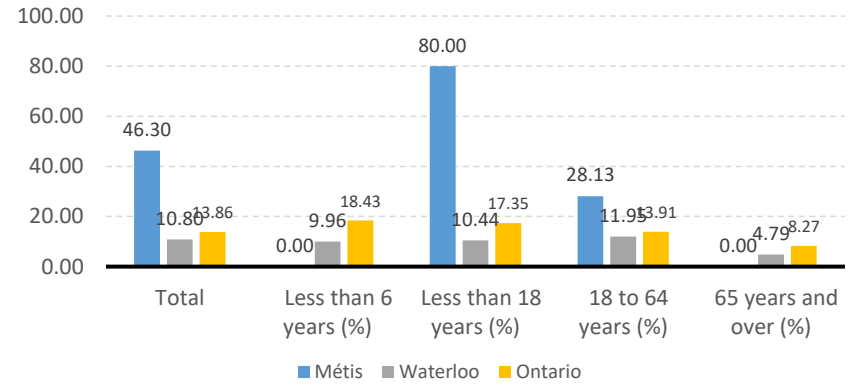
## Income

After-Tax Income of Households in 2010



For Métis singles, median after-tax household income is \$42,236, and average after-tax household income is \$61,983. Métis has lower median and average after-tax income than Waterloo and Ontario.

Prevalence of Low Income in 2010 Based On After-Tax Low-Income Measure (%)



The prevalence of low income based on after-tax low-income measure is 46.30%.

The percentage of low income is 80.00% for people less than 18 years old, 0.00% for people less than 6 years old, 28.13% for people from 18 to 64 years old, and 0.00% for people over 65 years old.