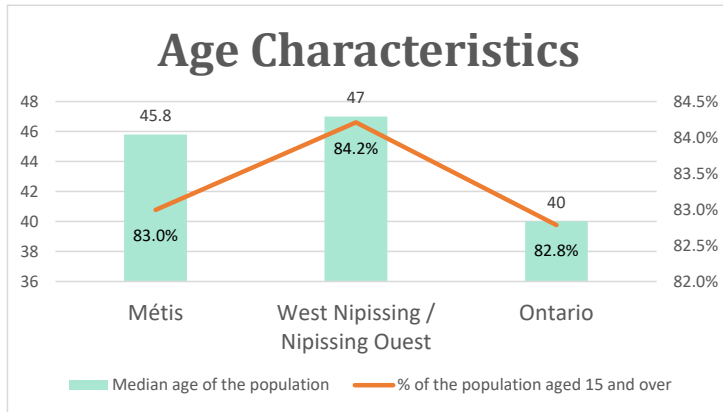


West Nipissing / Nipissing Ouest, ON

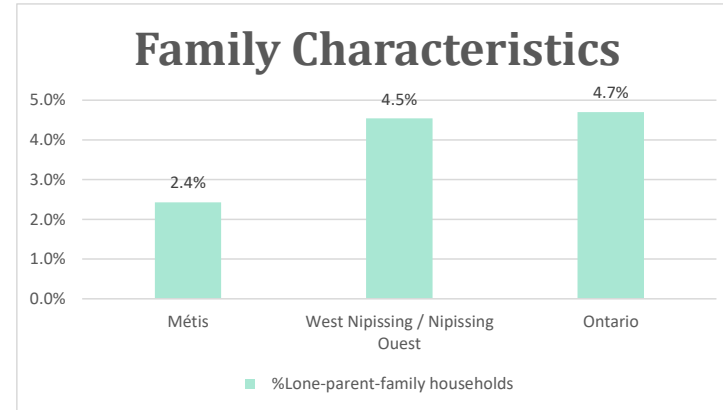
Geo_Code: 3548055

(Source: National Household survey 2011)

The total population reported with Métis single identity is 1,235 (Total Métis household is 720), representing 66% of Aboriginal people, accounting for 8.9% of the total population in West Nipissing / Nipissing Ouest.

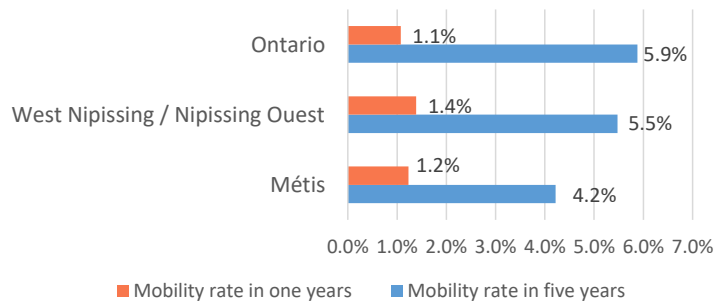


For Métis single identity population, the median age is 45.8 years old, with 83.0% of the population aged 15 and over. As for the total population, the median age is 47.0 in West Nipissing / Nipissing Ouest and 40.0 years old in Ontario, with 84.2% and 82.8% population aged 15 and over respectively.



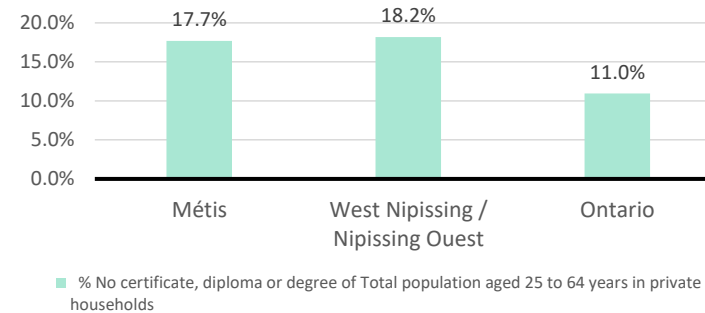
The number of Métis single lone parents household is 30, accounting for 2.4% of the total Métis single private households.

Mobility



15 Métis households moved in last year (1.2%), 50 Métis households moved in the past 5 years (4.2%).

Education



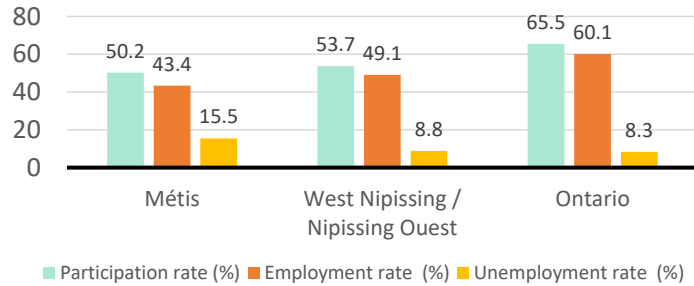
For population aged from 25 to 64 years, 17.7% Métis compared to 18.2% in West Nipissing / Nipissing Ouest and 11.0% in Ontario have no certificate, diploma or degree.

For Métis aged from 25 to 34, no Métis reported have no certificate, diploma or degree.

West Nipissing / Nipissing Ouest, ON

Labor Force & Housing Statistics

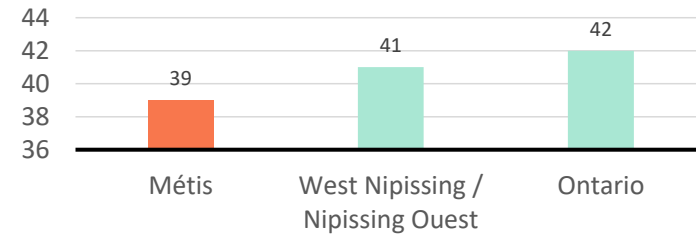
Labour Force Status



Métis participation rate is 50.2%, employment rate is 43.4%, and unemployment rate is 15.5%.

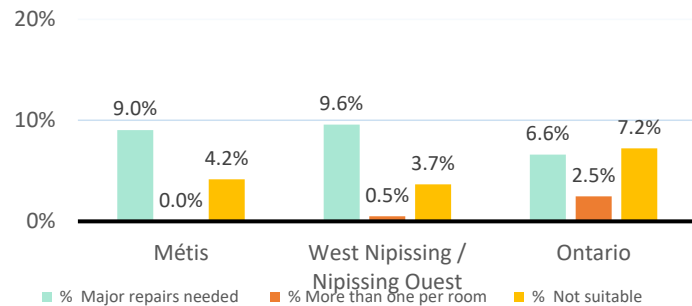
While the participation rate is lower compared with total population in West Nipissing / Nipissing Ouest and Ontario (53.7% and 65.5%), unemployment rate is higher.

Average Weeks Worked in 2010



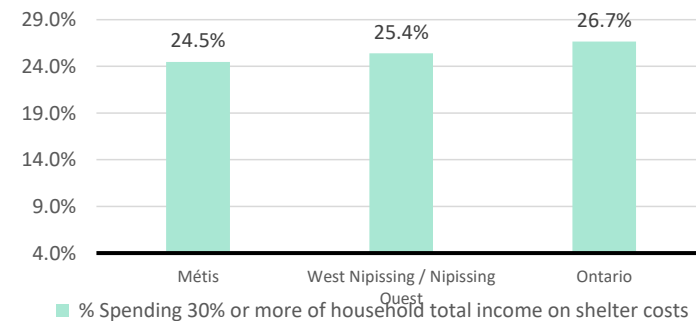
The average weeks worked in 2010 is 39.0 weeks.

Household Characteristics



There are 720 private dwellings occupied by a Métis single household, out of which 9.0% need major repairs, no Métis household reported have more than one person per room, and 4.2% Métis household reported to be not suitable.

Shelter Costs



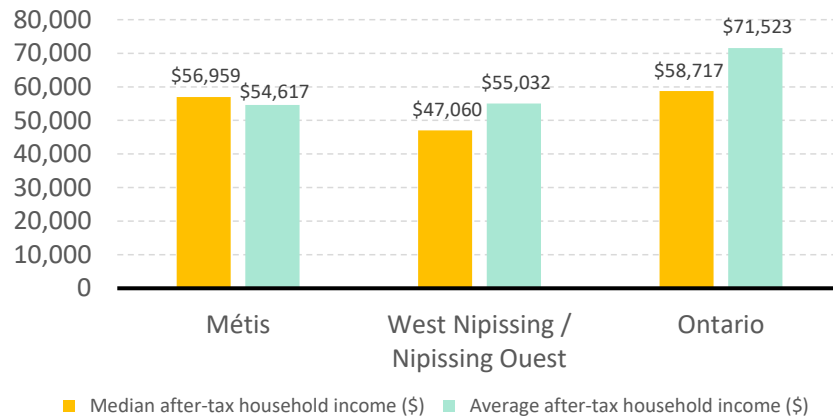
The number of Métis households spending 30% or more of household total income on shelter costs is 175, which is 24.5%

of the total private dwellings occupied by an Métis household, compared to 25.4% of the total population in West Nipissing / Nipissing Ouest and 26.7% of the total population in Ontario.

West Nipissing / Nipissing Ouest, ON

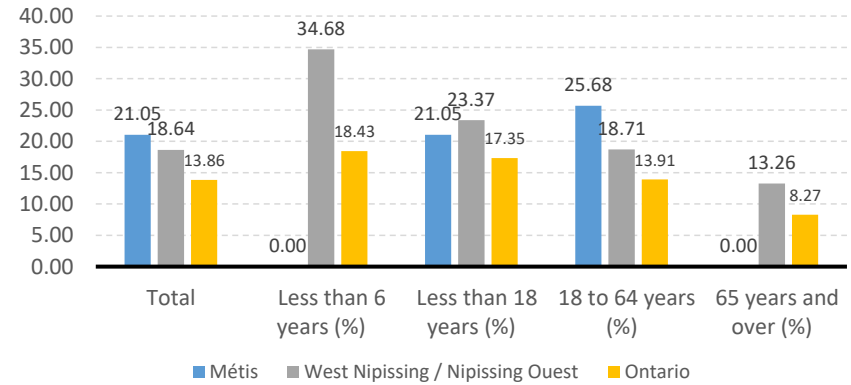
Income

After-Tax Income of Households in 2010



For Métis singles, median after-tax household income is \$56,959, and average after-tax household income is \$54,617. Métis has higher median and lower average after-tax income than West Nipissing / Nipissing Ouest, and lower median and average after-tax income than Ontario.

Prevalence of Low Income in 2010 Based On After-Tax Low-Income Measure (%)



The prevalence of low income based on after-tax low-income measure is 21.05%.

The percentage of low income is 21.05% for people less than 18 years old, 0.00% for people less than 6 years old, 25.68% for people from 18 to 64 years old, and 0.00% for people over 65 years old.