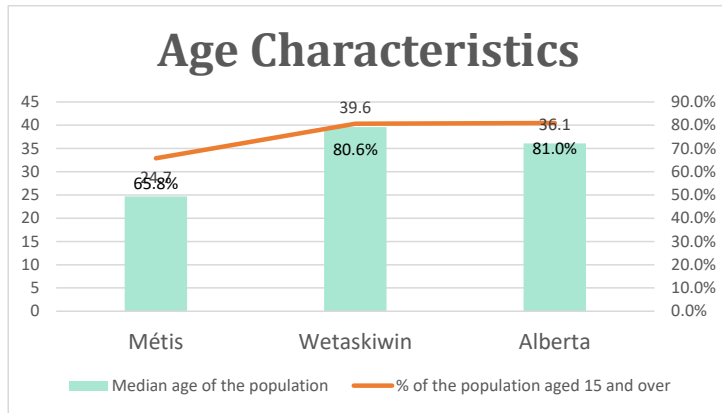


# Wetaskiwin, AB

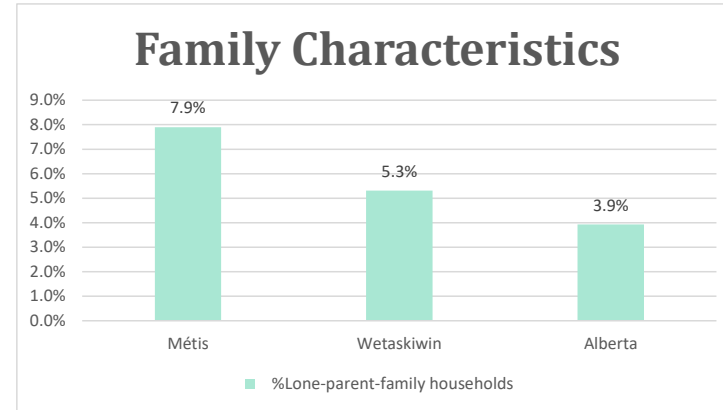
Geo\_Code: 4811002

(Source: National Household survey 2011)

The total population reported with Métis single identity is 380 (Total Métis household is 225), representing 29% of Aboriginal people, accounting for 3.2% of the total population in Wetaskiwin.

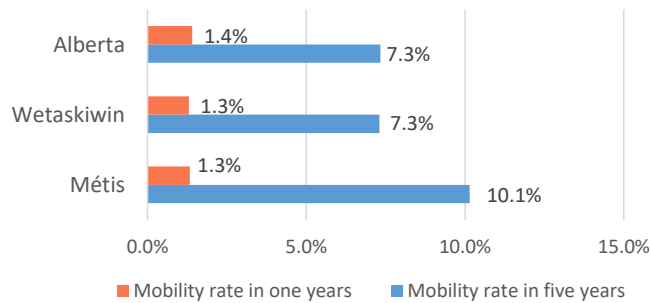


For Métis single identity population, the median age is 24.7 years old, with 65.8% of the population aged 15 and over. As for the total population, the median age is 39.6 in Wetaskiwin and 36.1 years old in Alberta, with 80.6% and 81.0% population aged 15 and over respectively.



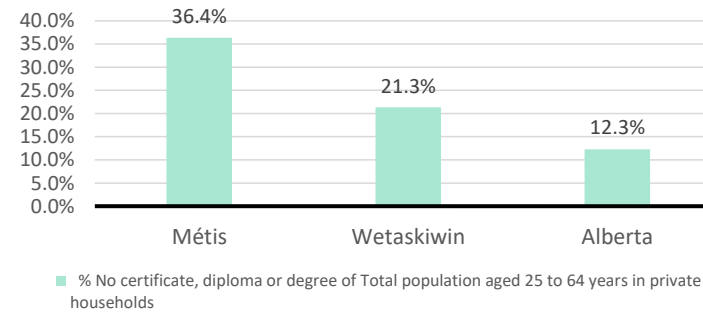
The number of Métis single lone parents household is 30, accounting for 7.9% of the total Métis single private households.

## Mobility



5 Métis households moved in last year (1.3%), 35 Métis households moved in the past 5 years (10.1%).

## Education



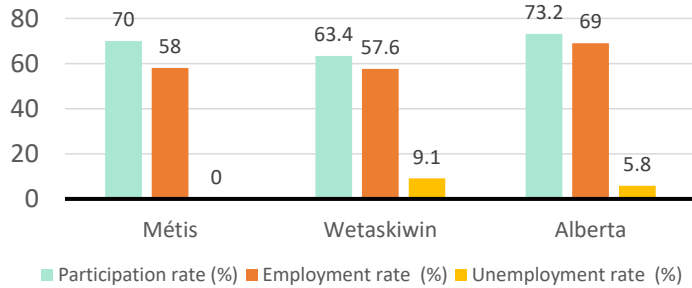
For population aged from 25 to 64 years, 36.4% Métis compared to 21.3% in Wetaskiwin and 12.3% in Alberta have no certificate, diploma or degree.

For Métis aged from 25 to 34, no Métis reported have no certificate, diploma or degree.

# Wetaskiwin, AB

## Labor Force & Housing Statistics

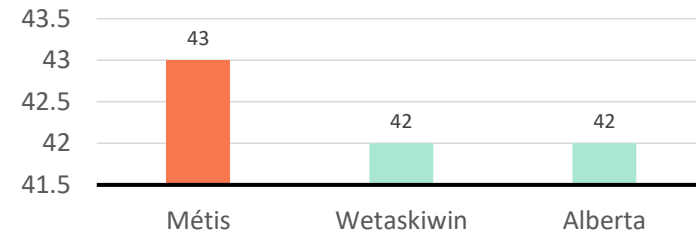
### Labour Force Status



Métis participation rate is 70.0%, employment rate is 58.0%, and unemployment rate is 0.0%.

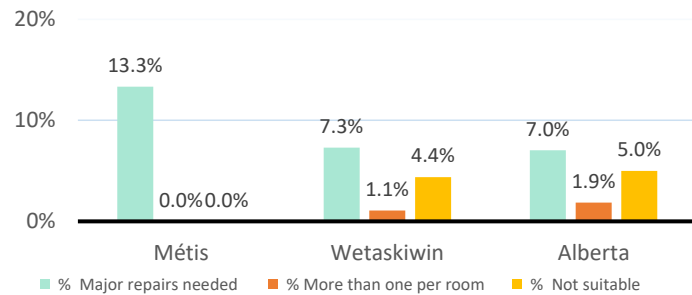
While the participation rate is higher compared with total population in Wetaskiwin and lower than Alberta (63.4% and 73.2%), no Métis reported unemployment.

### Average Weeks Worked in 2010



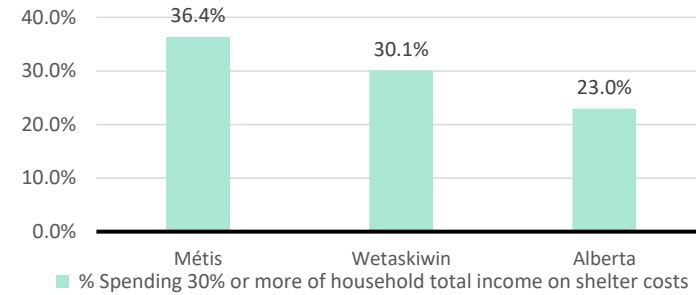
The average weeks worked in 2010 is 43.0 weeks.

### Household Characteristics



There are 225 private dwellings occupied by a Métis single household, out of which 13.3% need major repairs, no Métis household reported have more than one person per room, and no Métis household reported to be not suitable.

### Shelter Costs



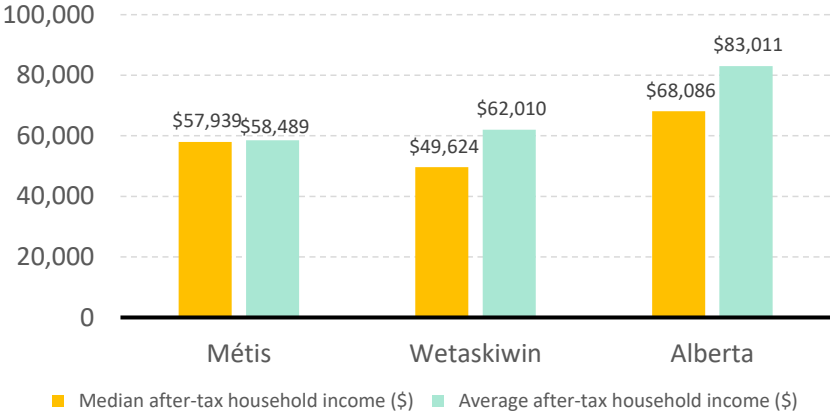
The number of Métis households spending 30% or more of household total income on shelter costs is 80, which is 36.4%

of the total private dwellings occupied by a Métis household, compared to 30.1% of the total population in Wetaskiwin and 23.0% of the total population in Alberta.

# Wetaskiwin, AB

## Income

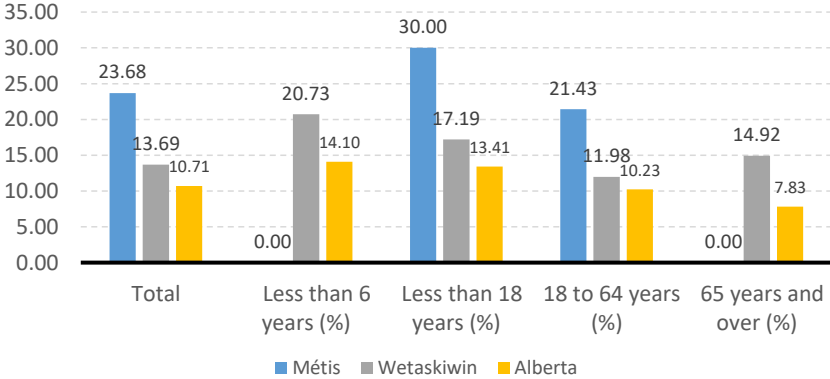
After-Tax Income of Households in 2010



For Métis singles, median after-tax household income is \$57,939, and average after-tax household income is

\$58,489. Métis has higher median and lower average after-tax income than Wetaskiwin, and lower median and average after-tax income than Alberta.

Prevalence of Low Income in 2010 Based On After-Tax Low-Income Measure (%)



The prevalence of low income based on after-tax low-income measure is 23.68%.

The percentage of low income is 30.00% for people less than 18 years old, 0.00% for people less than 6 years old, 21.43% for people from 18 to 64 years old, and 0.00% for people over 65 years old.