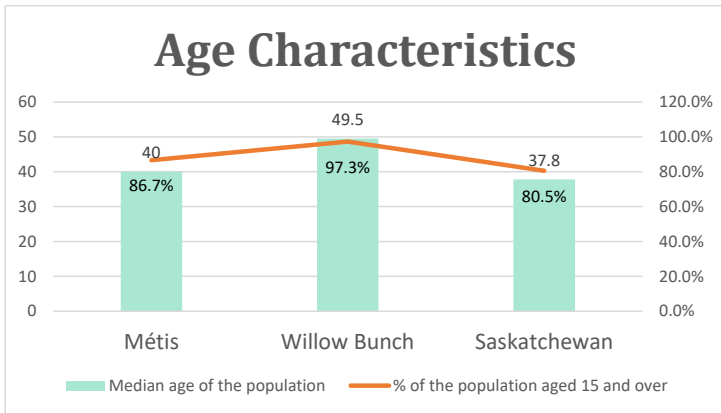


Willow Bunch, SK

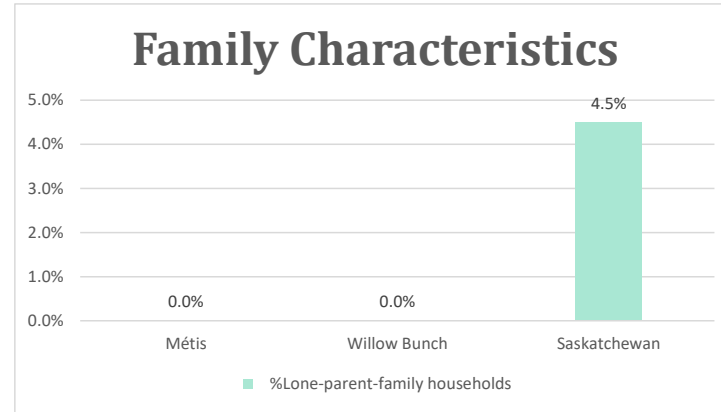
Geo_Code: 4703028

(Source: National Household survey 2011)

The total population reported with Métis single identity is 75 (Total Métis household is 30), representing 107% of Aboriginal people, accounting for 20.3% of the total population in Willow Bunch.

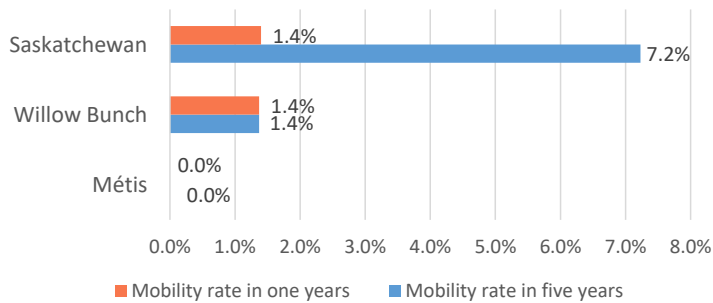


For Métis single identity population, the median age is 40.0 years old, with 86.7% of the population aged 15 and over. As for the total population, the median age is 49.5 in Willow Bunch and 37.8 years old in Saskatchewan, with 97.3% and 80.5% population aged 15 and over respectively.



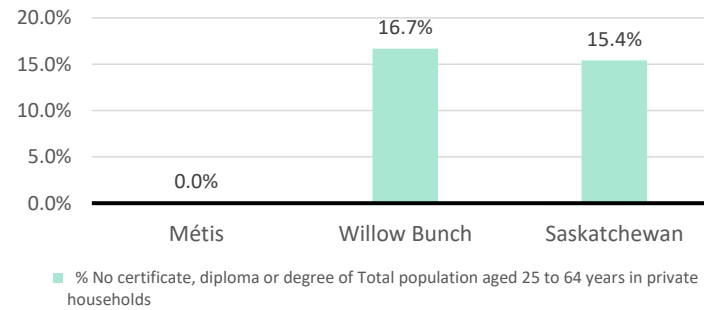
No Métis single lone parents household reported to the survey.

Mobility



No Métis households reported moving in for the last 5 years.

Education



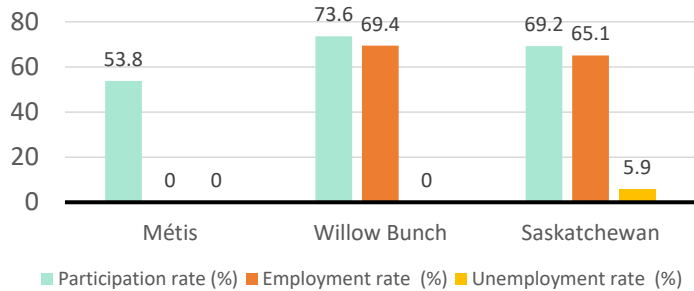
For population aged from 25 to 64 years, no Métis reported have no certificate, diploma or degree.

For Métis aged from 25 to 34, no Métis reported have no certificate, diploma or degree.

Willow Bunch, SK

Labor Force & Housing Statistics

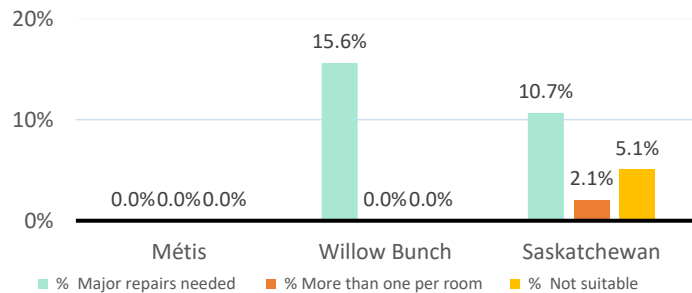
Labour Force Status



Métis participation rate is 53.8%, employment rate is 0.0%, and unemployment rate is 0.0%.

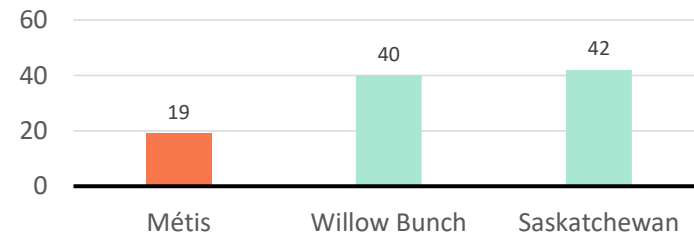
While the participation rate is lower compared with total population in Willow Bunch and Saskatchewan (73.6% and 69.2%), no Métis reported unemployment.

Household Characteristics



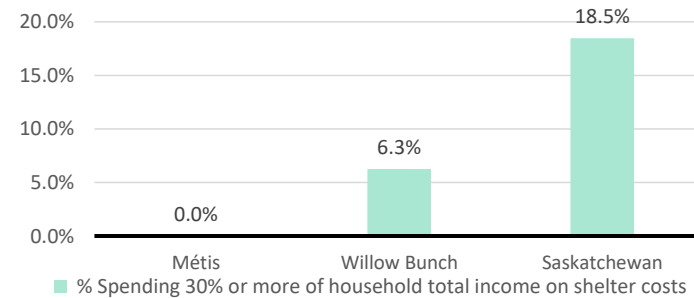
There are 30 private dwellings occupied by a Métis single household, out of which no Métis single household reported need major repairs, have more than one person per room, or not suitable.

Average Weeks Worked in 2010



The average weeks worked in 2010 is 19.0 weeks.

Shelter Costs



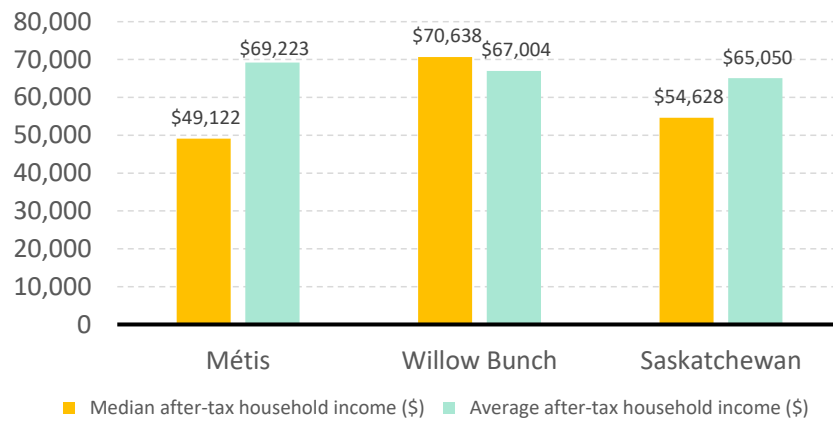
No Métis households reported spending 30% or more of household total income on shelter costs,

compared to 6.3% of the total population in Willow Bunch and 18.5% of the total population in Saskatchewan.

Willow Bunch, SK

Income

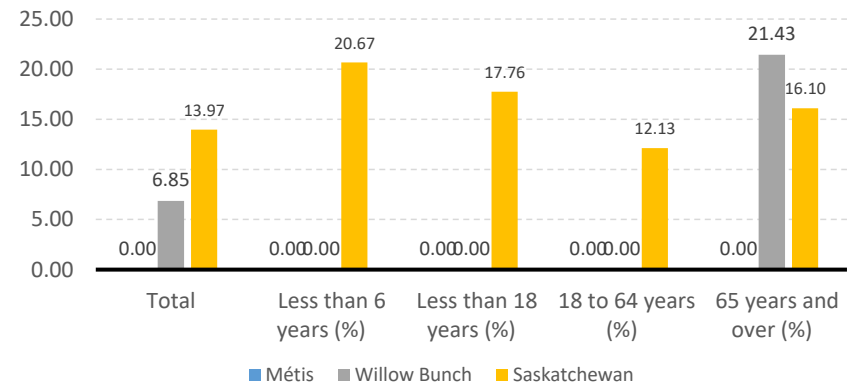
After-Tax Income of Households in 2010



For Métis singles, median after-tax household income is \$49,122, and average after-tax household income is

\$69,223. Métis has lower median and average after-tax income than Willow Bunch, and lower median and higher average after-tax income than

Prevalence of Low Income in 2010 Based On After-Tax Low-Income Measure (%)



The prevalence of low income based on after-tax low-income measure is 0.00%.

No Métis household reported low income in Willow Bunch.