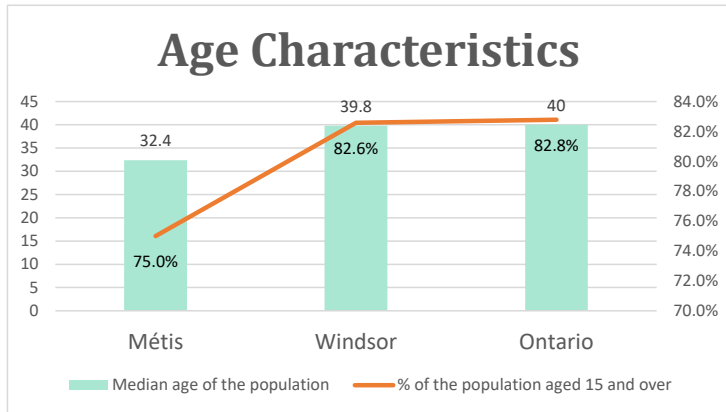


Windsor, ON

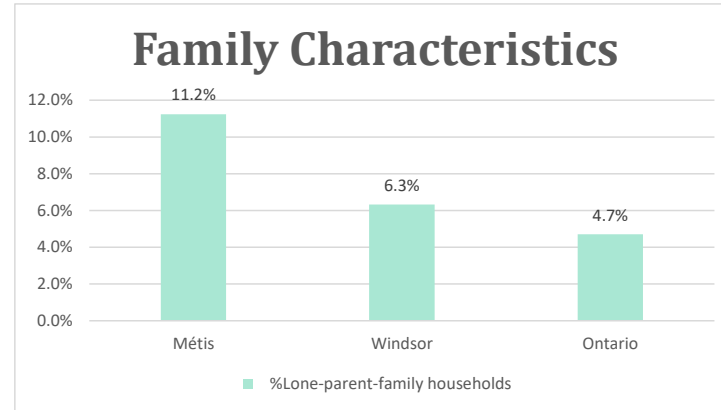
Geo_Code: 3537039

(Source: National Household survey 2011)

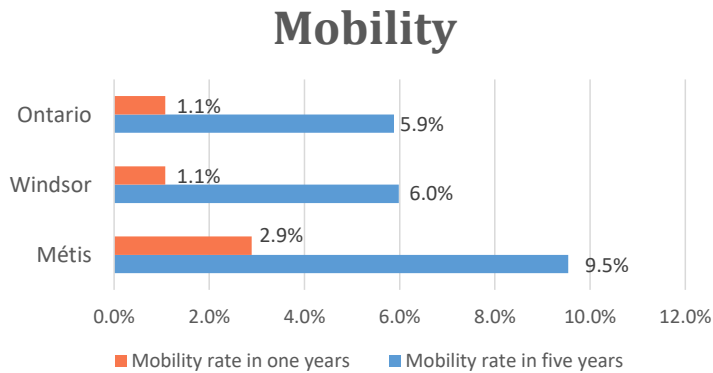
The total population reported with Métis single identity is 1,780 (Total Métis household is 1,080), representing 38% of Aboriginal people, accounting for 0.9% of the total population in Windsor.



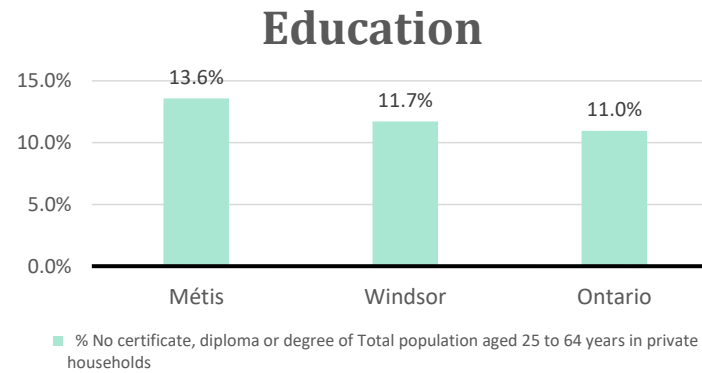
For Métis single identity population, the median age is 32.4 years old, with 75.0% of the population aged 15 and over. As for the total population, the median age is 39.8 in Windsor and 40.0 years old in Ontario, with 82.6% and 82.8% population aged 15 and over respectively.



The number of Métis single lone parents household is 200, accounting for 11.2% of the total Métis single private households.



50 Métis households moved in last year (2.9%), 155 Métis households moved in the past 5 years (9.5%).



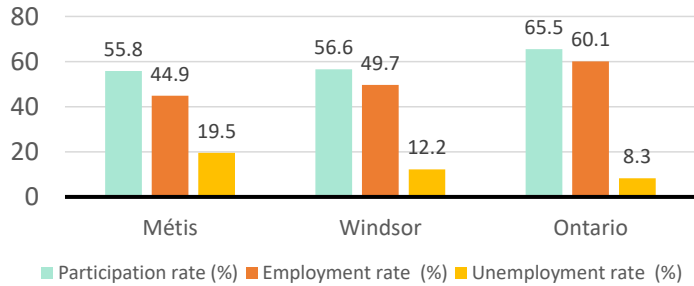
For population aged from 25 to 64 years, 13.6% Métis compared to 11.7% in Windsor and 11.0% in Ontario have no certificate, diploma or degree.

For Métis aged from 25 to 34, 3.7% Métis reported to have no certificate, diploma or degree.

Windsor, ON

Labor Force & Housing Statistics

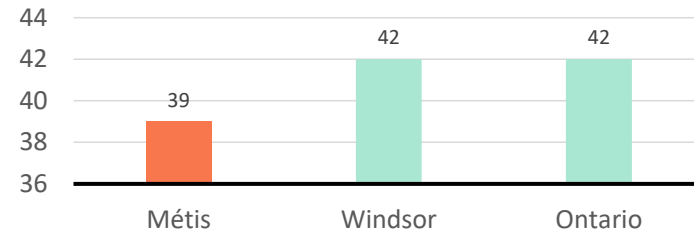
Labour Force Status



Métis participation rate is 55.8%, employment rate is 44.9%, and unemployment rate is 19.5%.

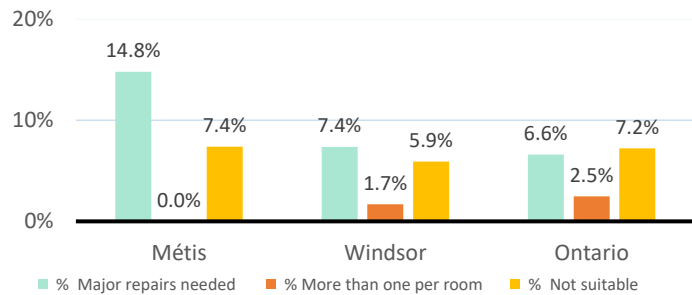
While the participation rate is lower compared with total population in Windsor and Ontario (56.6% and 65.5%), unemployment rate is higher.

Average Weeks Worked in 2010



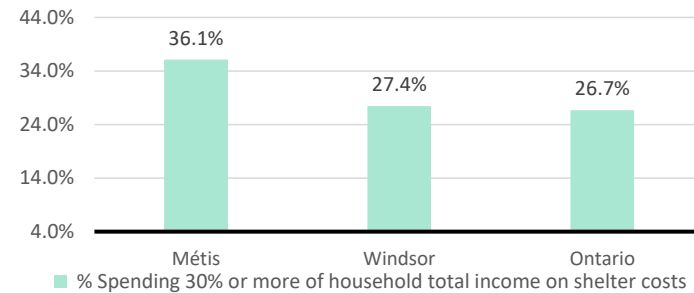
The average weeks worked in 2010 is 39.0 weeks.

Household Characteristics



There are 1080 private dwellings occupied by a Métis single household, out of which 14.8% need major repairs, no Métis household reported have more than one person per room, and 7.4% Métis household reported to be not suitable.

Shelter Costs



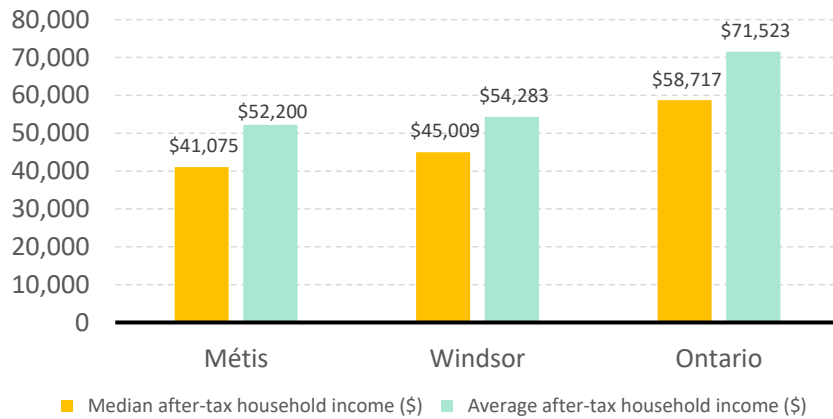
The number of Métis households spending 30% or more of household total income on shelter costs is 390, which is 36.1%

of the total private dwellings occupied by an Métis household, compared to 27.4% of the total population in Windsor and 26.7% of the total population in Ontario.

Windsor, ON

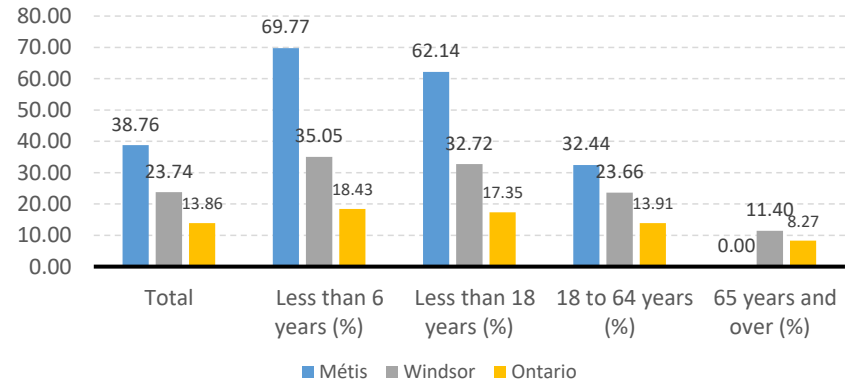
Income

After-Tax Income of Households in 2010



For Métis singles, median after-tax household income is \$41,075, and average after-tax household income is \$52,200. Métis has lower median and average after-tax income than Windsor and Ontario.

Prevalence of Low Income in 2010 Based On After-Tax Low-Income Measure (%)



The prevalence of low income based on after-tax low-income measure is 38.76%.

The percentage of low income is 62.14% for people less than 18 years old, 69.77% for people less than 6 years old, 32.44% for people from 18 to 64 years old, and 0.00% for people over 65 years old.