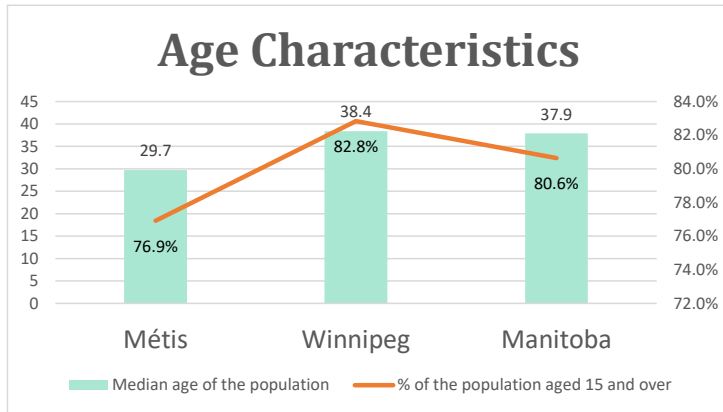


Winnipeg, MB

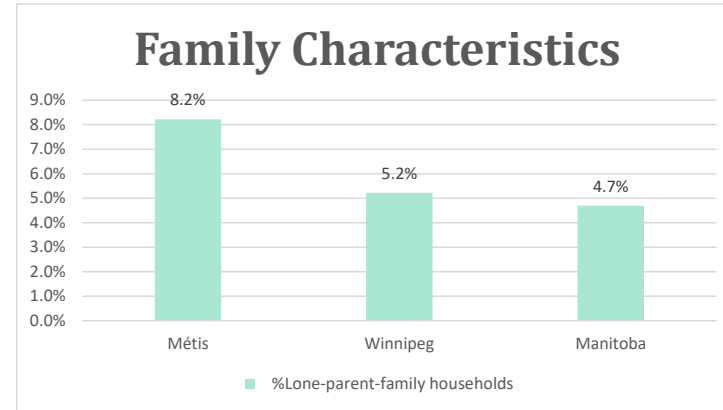
Geo_Code: 4611040

(Source: National Household survey 2011)

The total population reported with Métis single identity is 41,235 (Total Métis household is 23,210), representing 57% of Aboriginal people, accounting for 6.3% of the total population in Winnipeg.

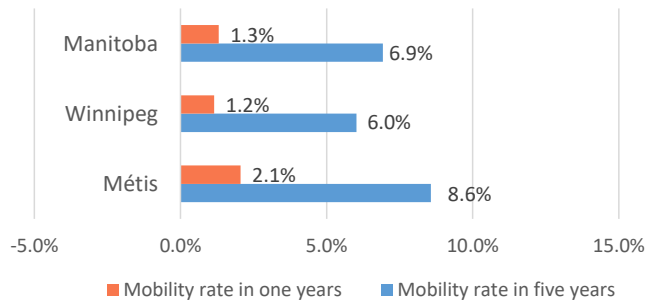


For Métis single identity population, the median age is 29.7 years old, with 76.9% of the population aged 15 and over. As for the total population, the median age is 38.4 in Winnipeg and 37.9 years old in Manitoba, with 82.8% and 80.6% population aged 15 and over respectively.



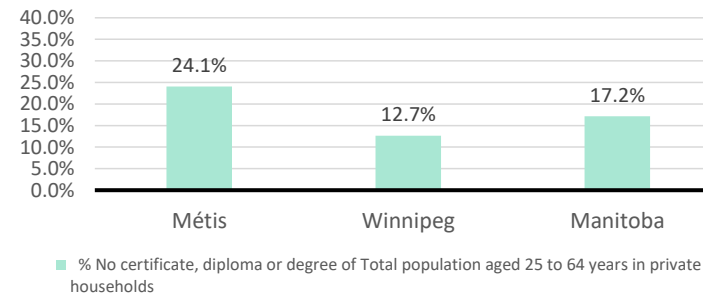
The number of Métis single lone parents household is 3390, accounting for 8.2% of the total Métis single private households.

Mobility



830 Métis households moved in last year (2.1%), 3255 Métis households moved in the past 5 years (8.6%).

Education



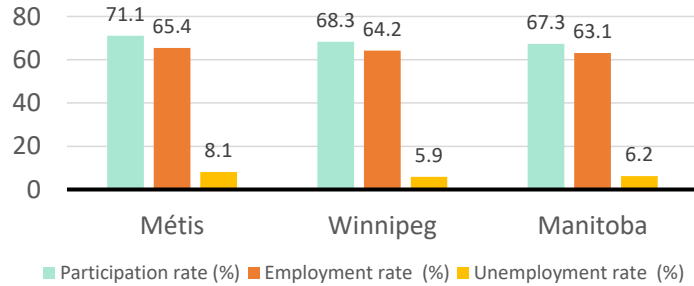
For population aged from 25 to 64 years, 24.1% Métis compared to 12.7% in Winnipeg and 17.2% in Manitoba have no certificate, diploma or degree.

For Métis aged from 25 to 34, 20.9% Métis reported to have no certificate, diploma or degree.

Winnipeg, MB

Labor Force & Housing Statistics

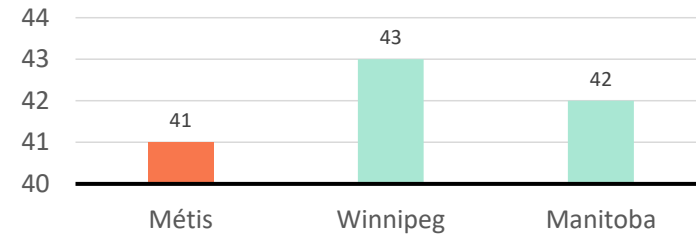
Labour Force Status



Métis participation rate is 71.1%, employment rate is 65.4%, and unemployment rate is 8.1%.

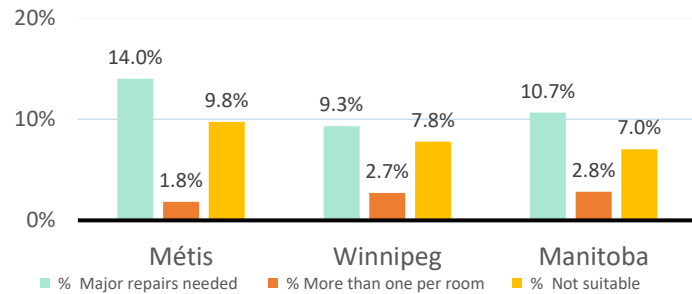
While the participation rate is higher compared with total population in Winnipeg and higher than Manitoba (68.3% and 67.3%), unemployment rate is also higher.

Average Weeks Worked in 2010



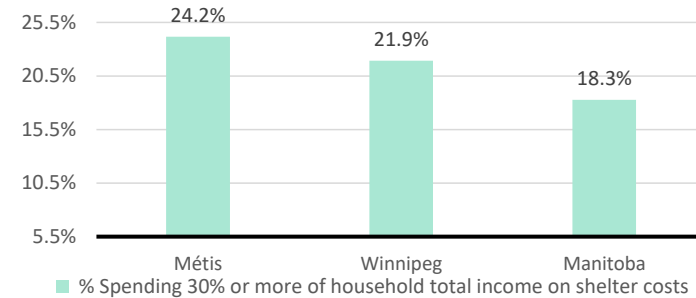
The average weeks worked in 2010 is 41.0 weeks.

Household Characteristics



There are 23210 private dwellings occupied by a Métis single household, out of which 14.0% need major repairs, 1.8% have more than one person per room, and 9.8% Métis household reported to be not suitable.

Shelter Costs



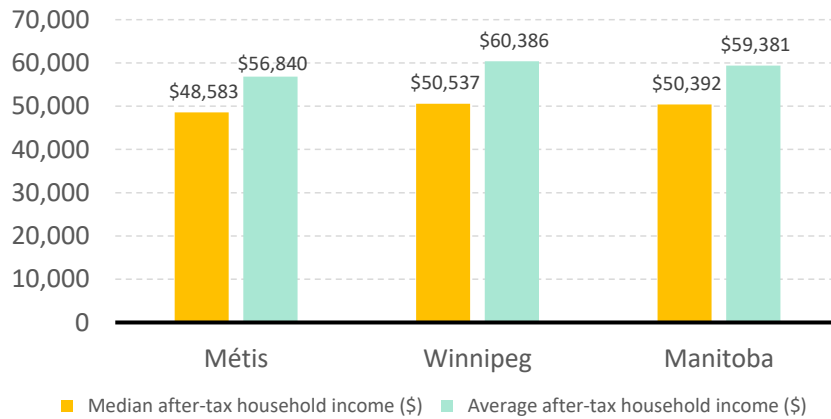
The number of Métis households spending 30% or more of household total income on shelter costs is 5610, which is 24.2%

of the total private dwellings occupied by an Métis household, compared to 21.9% of the total population in Winnipeg and 18.3% of the total population in Manitoba.

Winnipeg, MB

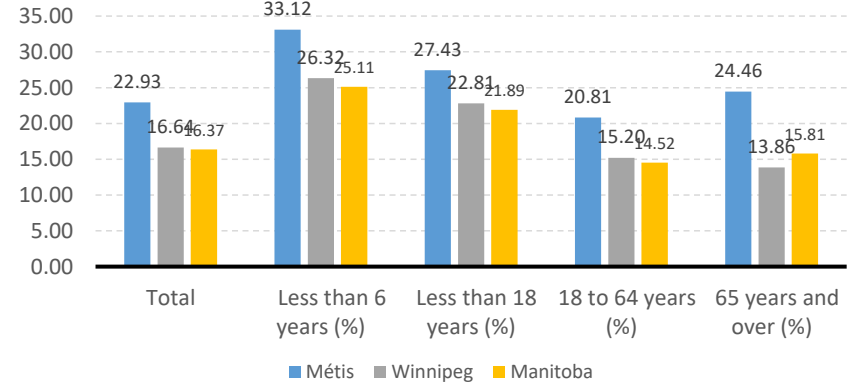
Income

After-Tax Income of Households in 2010



For Métis singles, median after-tax household income is \$48,583, and average after-tax household income is \$56,840. Métis has lower median and average after-tax income than Winnipeg and Manitoba.

Prevalence of Low Income in 2010 Based On After-Tax Low-Income Measure (%)



The prevalence of low income based on after-tax low-income measure is 22.93%.

The percentage of low income is 27.43% for people less than 18 years old, 33.12% for people less than 6 years old, 20.81% for people from 18 to 64 years old, and 24.46% for people over 65 years old.