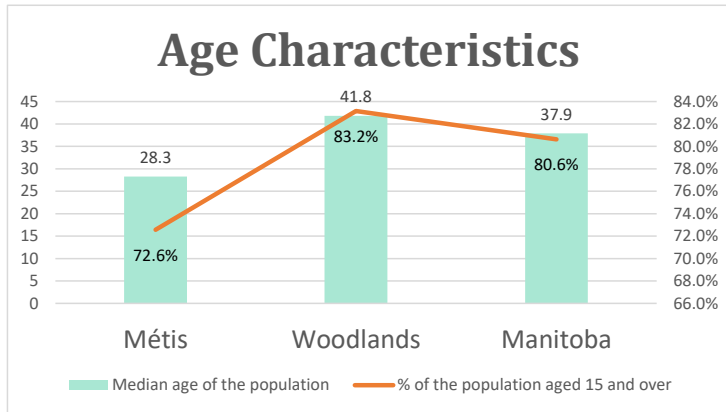


Woodlands, MB

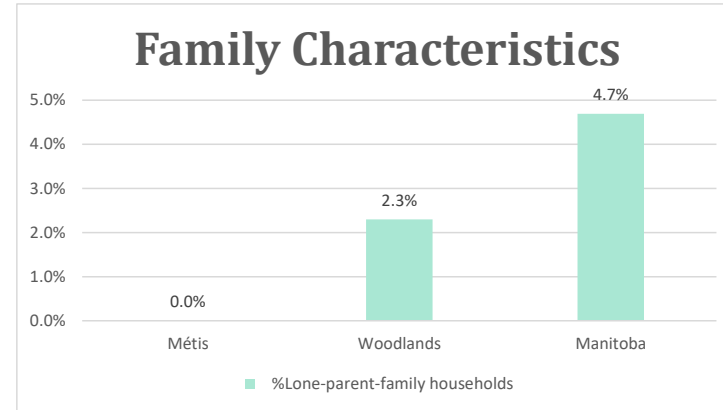
Geo_Code: 4614031

(Source: National Household survey 2011)

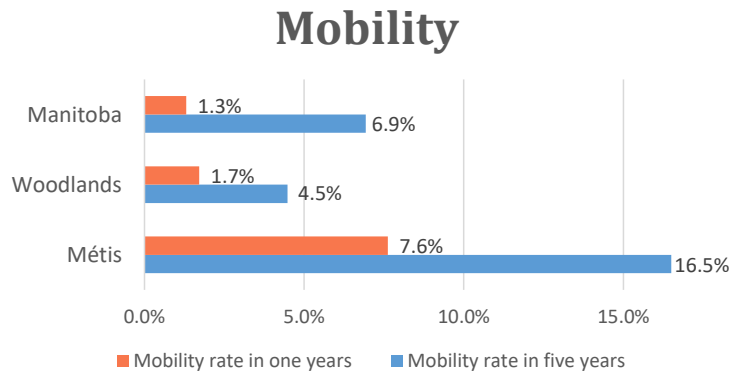
The total population reported with Métis single identity is 565 (Total Métis household is 280), representing 93% of Aboriginal people, accounting for 17.3% of the total population in Woodlands.



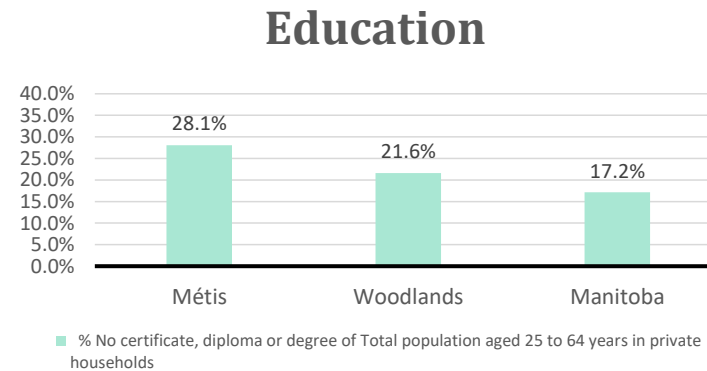
For Métis single identity population, the median age is 28.3 years old, with 72.6% of the population aged 15 and over. As for the total population, the median age is 41.8 in Woodlands and 37.9 years old in Manitoba, with 83.2% and 80.6% population aged 15 and over respectively.



No Métis single lone parents household reported to the survey.



40 Métis households moved in last year (7.6%), 80 Métis households moved in the past 5 years (16.5%).



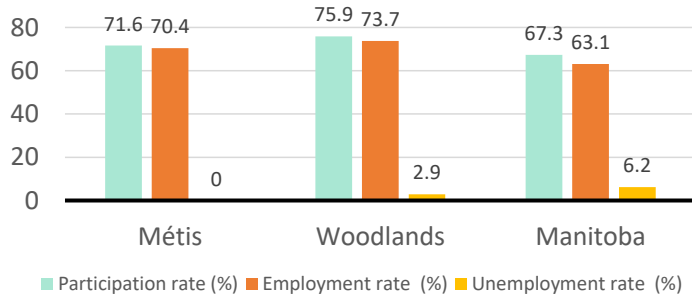
For population aged from 25 to 64 years, 28.1% Métis compared to 21.6% in Woodlands and 17.2% in Manitoba have no certificate, diploma or degree.

For Métis aged from 25 to 34, no Métis reported have no certificate, diploma or degree.

Woodlands, MB

Labor Force & Housing Statistics

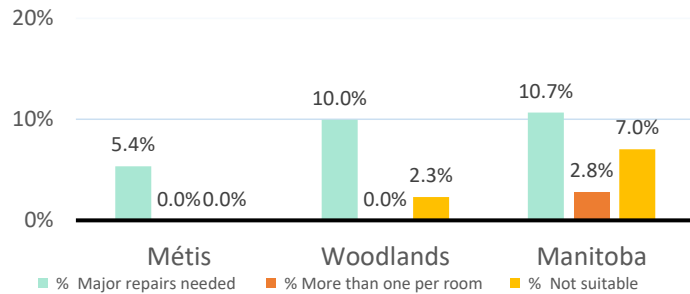
Labour Force Status



Métis participation rate is 71.6%, employment rate is 70.4%, and unemployment rate is 0.0%.

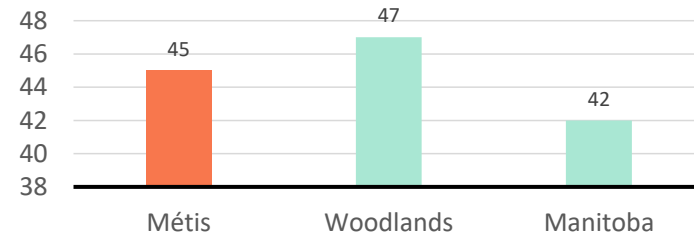
While the participation rate is lower compared with total population in Woodlands and higher than Manitoba (75.9% and 67.3%), no Métis reported unemployment.

Household Characteristics



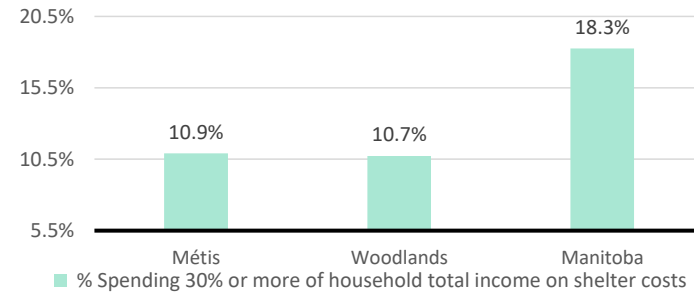
There are 280 private dwellings occupied by a Métis single household, out of which 5.4% need major repairs, no Métis household reported have more than one person per room, and no Métis household reported to be not suitable.

Average Weeks Worked in 2010



The average weeks worked in 2010 is 45.0 weeks.

Shelter Costs



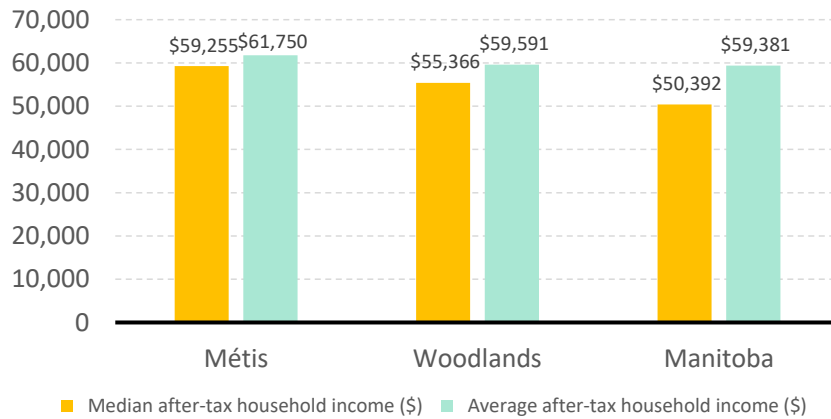
The number of Métis households spending 30% or more of household total income on shelter costs is 30,

of the total private dwellings occupied by an Métis household, compared to 10.7% of the total population in Woodlands and 18.3% of the total population in Manitoba.

Woodlands, MB

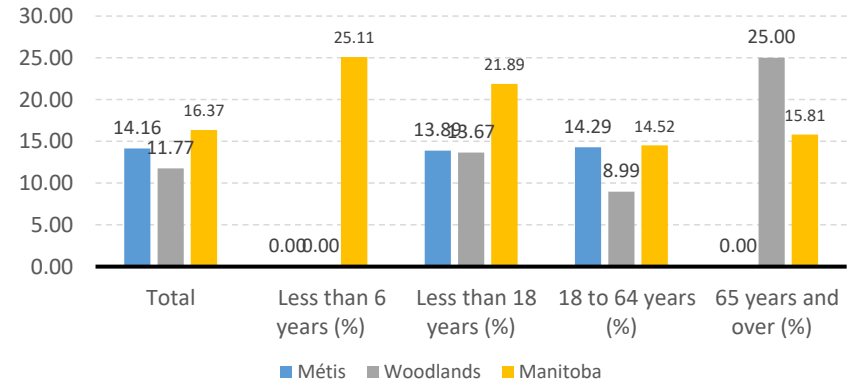
Income

After-Tax Income of Households in 2010



For Métis singles, median after-tax household income is \$59,255, and average after-tax household income is \$61,750. Métis has higher median and average after-tax income than Woodlands and Manitoba.

Prevalence of Low Income in 2010 Based On After-Tax Low-Income Measure (%)



The prevalence of low income based on after-tax low-income measure is 14.16%.

The percentage of low income is 13.89% for people less than 18 years old, 0.00% for people less than 6 years old, 14.29% for people from 18 to 64 years old, and 0.00% for people over 65 years old.