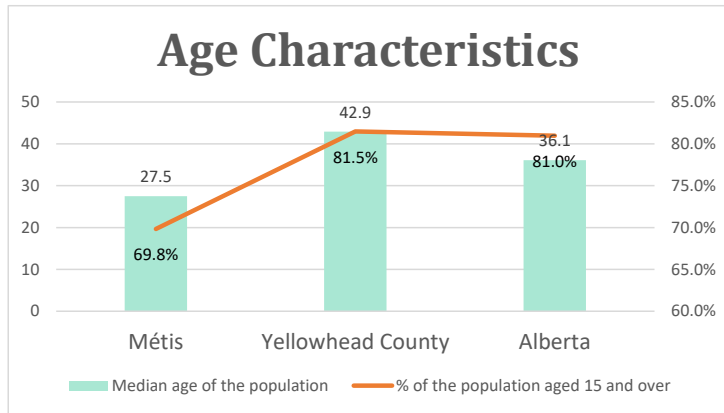


# Yellowhead County, AB

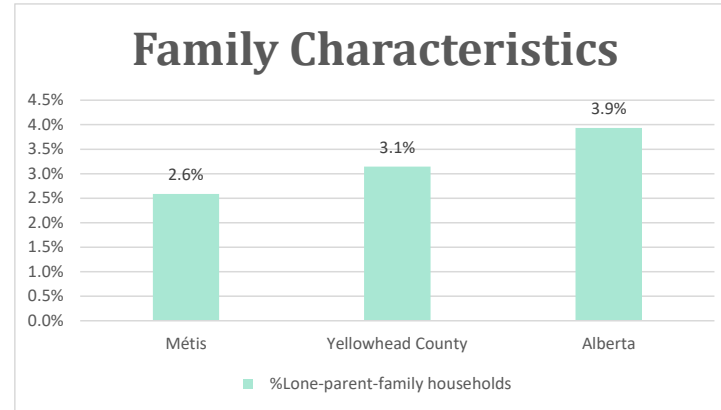
Geo\_Code: 4814003

(Source: National Household survey 2011)

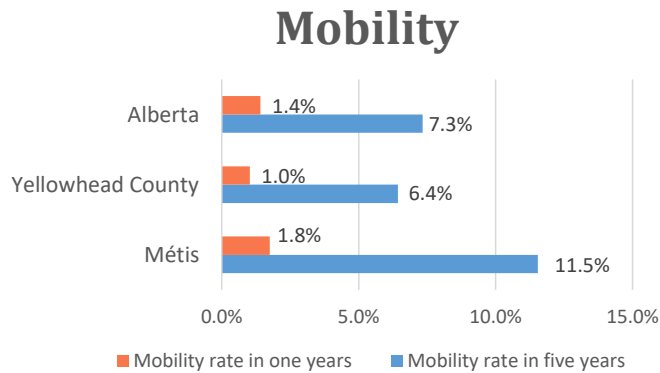
The total population reported with Métis single identity is 580 (Total Métis household is 295), representing 69% of Aboriginal people, accounting for 5.6% of the total population in Yellowhead County.



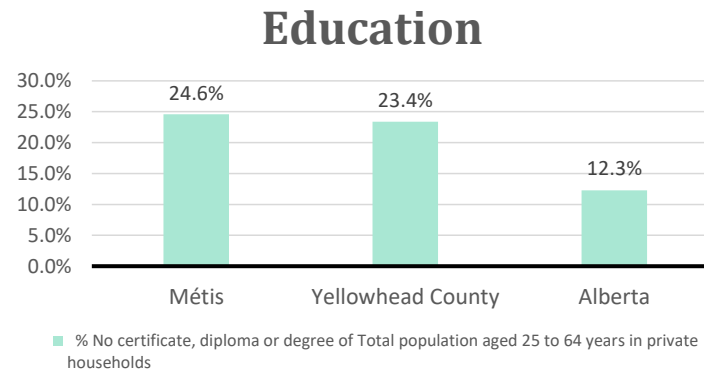
For Métis single identity population, the median age is 27.5 years old, with 69.8% of the population aged 15 and over. As for the total population, the median age is 42.9 in Yellowhead County and 36.1 years old in Alberta, with 81.5% and 81.0% population aged 15 and over respectively.



The number of Métis single lone parents household is 15, accounting for 2.6% of the total Métis single private households.



10 Métis households moved in last year (1.8%), 60 Métis households moved in the past 5 years (11.5%).



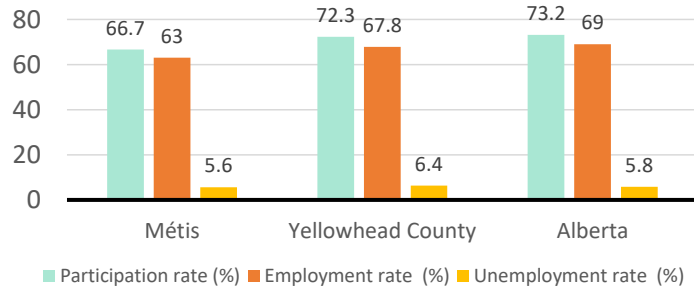
For population aged from 25 to 64 years, 24.6% Métis compared to 23.4% in Yellowhead County and 12.3% in Alberta have no certificate, diploma or degree.

For Métis aged from 25 to 34, no Métis reported have no certificate, diploma or degree.

# Yellowhead County, AB

## Labor Force & Housing Statistics

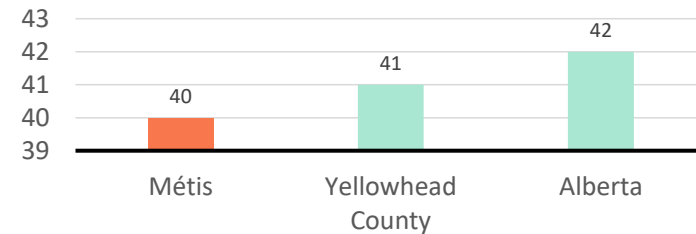
### Labour Force Status



Métis participation rate is 66.7%, employment rate is 63.0%, and unemployment rate is 5.6%.

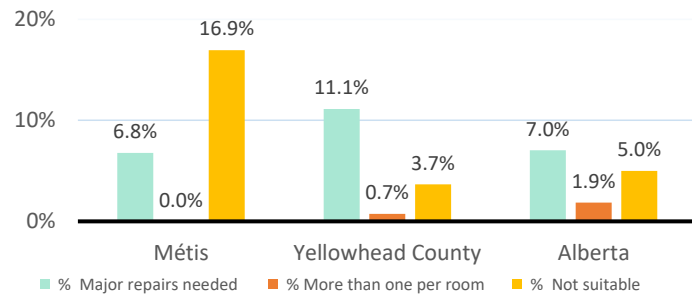
While the participation rate is lower compared with total population in Yellowhead County and Alberta (72.3% and 73.2%), unemployment rate is also lower.

### Average Weeks Worked in 2010



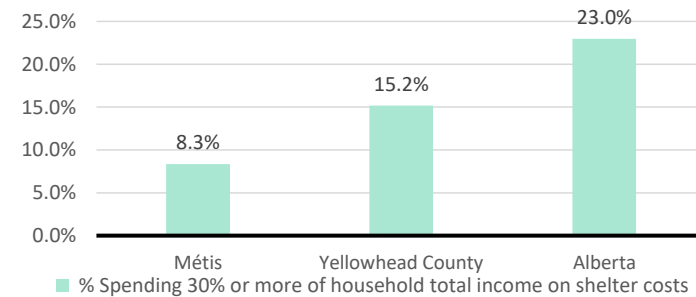
The average weeks worked in 2010 is 40.0 weeks.

### Household Characteristics



There are 295 private dwellings occupied by a Métis single household, out of which 6.8% need major repairs, no Métis household reported have more than one person per room, and 16.9% Métis household reported to be not suitable.

### Shelter Costs



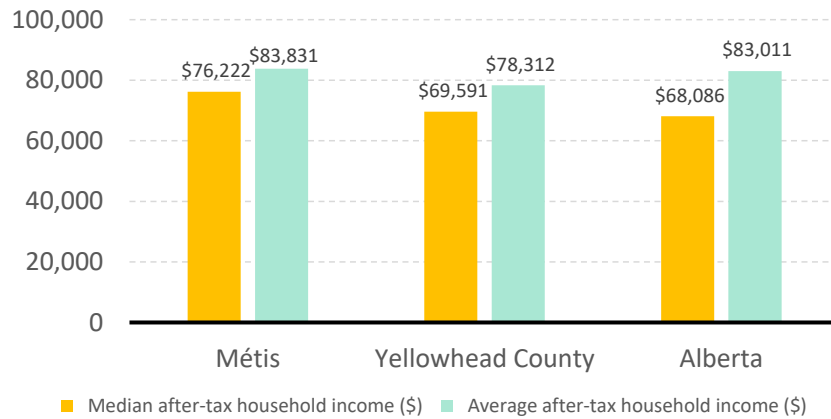
The number of Métis households spending 30% or more of household total income on shelter costs is 25, which is 8.3%

of the total private dwellings occupied by a Métis household, compared to 15.2% of the total population in Yellowhead County and 23.0% of the total population in Alberta.

# Yellowhead County, AB

## Income

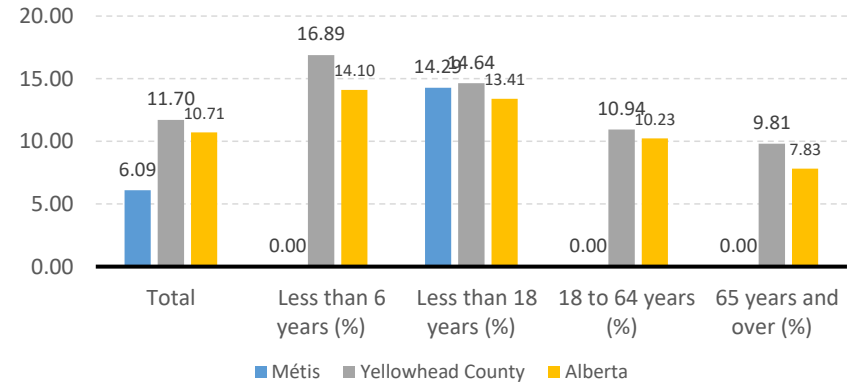
After-Tax Income of Households in 2010



For Métis singles, median after-tax household income is \$76,222, and average after-tax household income is

\$83,831. Métis has higher median and average after-tax income than Yellowhead County and Alberta.

Prevalence of Low Income in 2010 Based On After-Tax Low-Income Measure (%)



The prevalence of low income based on after-tax low-income measure is 6.09%.

The percentage of low income is 14.29% for people less than 18 years old, no Métis household reported low income in other age groups.